

Kids' English

2

*O'zbekistan Respublikasi' Xali'q bilimlendiriw ministrligi ta'repinen
uluwma worta bilim beriw mekteplerinin' 2-klass woqi'wshi'lari'
ushi'n sabaqli'q si'pati'nda tasti'yi'qlang'an*

Yekinshi basi'li'm



TASHKENT
«O'ZBEKISTON»
2016

UO'K: 811.111(075)
KBK 81.2Ingl
K 40

Avtorlar usi' woqi'w-metodikali'q toplami'ni'n' jarati'li'wi'na biyminnat ja'rdepleri ha'm qi'mbatli' ma'sla'ha'tleri ushi'n Britaniya Ken'esi direktori' S. Maknaltige ha'm de Respublika bilimlendiriw worayi' qa'nigelerine wo'z minnetdarshi'li'g'i'n bildiredi.

Woqi'w-metodikali'q toplami'n si'nawdan wo'tkeriwde qatnasqan respublikami'zdi'n' barli'q mektep woqi'ti'wshi'lari' ha'm woqi'wshi'lari'na ha'm de usi' toplami' boyi'nsha 1—2-klaslar di'n' woqi'ti'wshi'lari'n tayarlawda qatnasqan trenerlerge, sonday-aq, Ulli' Britaniya, Norvidj til u'yretiw instituti' akademiyasi'ni'n' direktori' Rod Bolaytog'a, IATEFL wa'kili Les Kirkxemge, Britaniya Ken'esi joybar bas menedjeri Natalya Sarikovag'a, inglil tilin u'yretiw boyi'nsha xali'q arali'q ma'sla'ha'tshiler Uendi Arnold ha'm Bern Bryuerton ha'm de basqa pikir bildiriwshilerge ayri'qsha minnetdarshi'li'q bildiredi.

Avtorlar topari'

S.S. Xan, L.H. Jo'rayev, K.A. Inogamova, O.N. Maxsudova

Ilimiy ma'sla'ha'tshi:

M.T. Irisqulov

*O'zbekistan Ma'mleketlik ja'ha'n tilleri universiteti jani'ndag'i'
Shet tillerin woqi'ti'w di'n' innovatsiyali'q metodikalari'n rawajlandi'ri'w
Respublika ilimiy-a'meliy worayli'q bo'lim basli'g'i', professor*

Arnawli' redaktor:

Bo'ribay Shaniyazov — f. i. kandidati', NMPInin' ag'a woqi'ti'wshi'si';
Roza Rzaeva — NMPInin' ag'a woqi'ti'wshi'si'.

Sha'rtli belgilar:



– ti'n'lap tu'siniw yaki video shi'ni'g'i'wlari'n wori'nlaw;



– woyi'n ta'rizdegi shi'ni'g'i'wlardi' wori'nlaw;



– ku'shli woqi'wshi'lar yaki klaslar ushi'n qosi'msha tapsi'rma;



– woqi'wshi'lardi'n' belsendiligin asi'ri'w ushi'n shi'ni'g'i'wlar;



– jumi's da'pterine jazi'w, su'wretler sog'i'w, boyaw ha'm t.b. ushi'n arnalg'an tapsi'rmalar;



– so'ylew a'meliyati' ushi'n dialog teksti.

**Respublika maqsetli kitap qori' qa'rejetleri yesabi'nan
basi'p shi'g'ari'ldi'.**

ISBN 978-9943-28-126-4

© S.Xan ha'm basq., 2014, 2016
© «O'ZBEKISTON» NMIU, 2014, 2016
Qaraqalpaqsha awdarma
© «Bilim» baspasi', 2016

A'ziz woqi'w'shi'lar ha'm ata-analar!

Kids' English 2 woqi'w-metodikali'q toplami' O'zbekistan Respublikasi' Prezidentinin' 2012-ji'l 10-dekabrdegi "Shet tillerin u'yreniw sistemasi'n ja'ne de jetilistiriw ilajlari' haqqi'nda'g'i' PQ-1875-sanli' qarari'nda belgilengen talaplar ha'm wazi'ypalardan kelip shi'qqan halda inglil tilin u'yretiwidin' yen' zamanago'y ha'm aldi'ng'i' pedagogikali'q texnologiyalar ha'm de metodlar principi'ri tiykari'nda jarati'ldi'.

Woqi'w-metodikali'q toplan sabaqli'q, jumi's da'pteri, multimediya resursi' ha'm de woqi'ti'wshi' ushi'n metodikali'q qollanbalardan ibarat boli'p, wolar 2-klasqa yendi qa'dem qoyg'an kishkene balalari'mi'z inglil tilinde da'slepki sabaq ali'wi'na bahali' ja'rdem beretug'i'n ko'plegen qi'zi'q ha'm a'jayi'p shi'ni'g'i'wlar, woyi'nlar, qosi'qlar ha'm t.b. lardi' wo'z ishine alg'an. Wolardi' balalari'mi'zg'a maqsetke muwapi'q tu'rde jetkerip beriwde, a'l'bette Siz a'ziz woqi'ti'wshi'lar ha'm ata-analardi'n' u'lesi u'lken.

2-klastian baslap woqi'w, jazi'w, ti'n'lap tu'siniw ha'm so'ylew tiykari'nda inglil tilin u'yretiwge arnalg'an usi' woqi'w- metodikali'q toplan kemshiliksiz yemes yekenligi ta'biyiy. Soni'n' ushi'n woqi'w-metodikali'q toplan boyi'nsha bildiretug'i'n pikirlerin'iz biz avtorlar ushi'n bahali'.

Woqi'w-metodikali'q toplan balalardi' zeriktirmeydi, kerisinshe inglil tilin u'yreniwge qi'zi'g'i'wshi'li'q woyati'w menen birge quwani'sh bag'i'shlaydi' degen u'mittemiz.

Avtorlar

Units and Lessons		Pages
Unit 1 All around me		
Lesson 1	A – apricot, B – bee	6
Lesson 2	I have ...	8
Lesson 3	This is my friend.	10
Lesson 4	Let's play!	12
Unit 2 Days of the week		
Lesson 1	I can ...	14
Lesson 2	What's your favourite day?	16
Lesson 3	Sunday, Monday ...	18
Lesson 4	Let's play!	20
	Revision 1	21
Unit 3 My free time		
Lesson 1	I like ...	22
Lesson 2	On Sunday we ...	24
Lesson 3	What's that?	26
Lesson 4	Let's play!	28
Unit 4 My hobby		
Lesson 1	I collect trains.	30
Lesson 2	What's your hobby?	32
Lesson 3	I have eight planes.	34
Lesson 4	Let's play!	36
	Revision 2	37
Unit 5 My day off		
Lesson 1	We like playing tag.	38
Lesson 2	Do you like ...?	39
Lesson 3	I don't like ...	40
Lesson 4	Let's play!	41
Unit 6 School things		
Lesson 1	Eleven, twelve ...	42
Lesson 2	We have ...	43
Lesson 3	Can I have a pen, please?	44
Lesson 4	Let's play!	45
	Revision 3	46
	I can ...	46
Unit 7 My school		
Lesson 1	Our school is big.	47
Lesson 2	The door is brown.	48
Lesson 3	Is this ...?	49
Lesson 4	Let's play!	50
	Revision 4	51
	I can ...	52
Unit 8 Time		
Lesson 1	In the morning	53
Lesson 2	It's 2 o'clock.	54
Lesson 3	What's the time, Mr Wolf?	55

Units and Lessons		Pages
Lesson 4	Let's play!	56
	Revision 5	57
Unit 9 School subjects		
Lesson 1	My favourite subject	58
Lesson 2	Sevara likes maths.	59
Lesson 3	Sevara doesn't like ...	60
Lesson 4	Let's play!	61
	Revision 6	62
	I can ...	63
Unit 10 Months		
Lesson 1	January, February ...	64
Lesson 2	There are 30 days in ...	65
Lesson 3	What's your favourite ...?	66
Lesson 4	Let's play!	67
	Revision 7	68
Unit 11 Holidays		
Lesson 1	I like presents.	69
Lesson 2	It's in September.	70
Lesson 3	Happy Navruz!	71
Lesson 4	Let's play!	72
	Revision 8	73
	I can ...	74
Unit 12 My day		
Lesson 1	I make my bed.	75
Lesson 2	It's time ...	76
Lesson 3	You are late!	77
Lesson 4	Let's play!	78
	Revision 9	79
Unit 13 Clothes		
Lesson 1	She has a pink dress.	80
Lesson 2	Where are my shorts?	81
Lesson 3	Do you like your uniform?	82
Lesson 4	Let's play!	83
	Revision 10	84
	I can ...	84
Unit 14 The world of fairy tales		
Lesson 1	I like cartoons.	86
Lesson 2	On the farm	87
Lesson 3	Let's go to Susambil!	88
Lesson 4	Let's play!	89
	Revision 11	90
	Revision 12	91

Unit 1 All around me

Lesson 1 A – apricot, B – bee

1



Listen and sing.

Ti'n'lan' ha'm qosi'q ayti'n'.

2a



Look, listen and point.

Su'wretke qaran', ti'n'lan' ha'm ko'rsetin'.



2b



Play “I can say ...”.

“Men ayta alaman ...” woyi'ni'n woynan'.

e.g. A: a cat.

B: I can say “Meow”.


3



Play “1, 2, 3 – hop! 1, 2, 3 – stop!”

“1, 2, 3 – hop! 1, 2, 3 – stop!” woyi'ni'n woynan'.






4



Write the letters.

Ha'riplerdi jazi'n'.

Aa



Bb

5a



Look at (A). Count and match.

(A) su'wretke qaran'. Haywanlardi' sanan' ha'm sa'ykes su'wret ha'm sandi' belgilen'.



(A)



(B)

5b



Look at (B). Listen and repeat.

(B) su'wretke qaran'. Ti'n'lan' ha'm ta'kirarlan'.

Unit 1 All around me

Lesson 2 I have ...

1



Listen and sing.


Ti'n'lan' ha'm qosi'q ayti'n'.

2



Look and say.

Su'wretke qaran' ha'm ayti'n'.

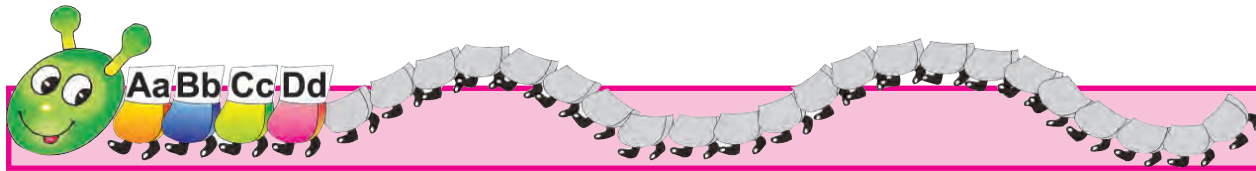


3



Play "I have two grandads".

"Menin' yeki atam bar" woyi'ni'n woynan'.



4



Write the letters.

Ha'riplerdi jazi'n'.



Cc

Dd




5



Work in pairs. Play "Look and guess".

Jupli'qta wori'nlan'. "Qaran' ha'm tabi'n" woyi'ni'n woynan'.



Unit 1 All around me

Lesson 3 This is my friend.

1  Listen and sing.

Ti'n'lan' ha'm qosi'q ayti'n'.

His name's Aziz.
My name's Sevara.

2  Play "Snowball".

"Qar tobi" woyi'ni'n woynan'.



3



Play "This is my friend. His name's ...".

"Bul menin' dosti'm. Woni'n' ati' ..." woyi'ni'n woynan'.

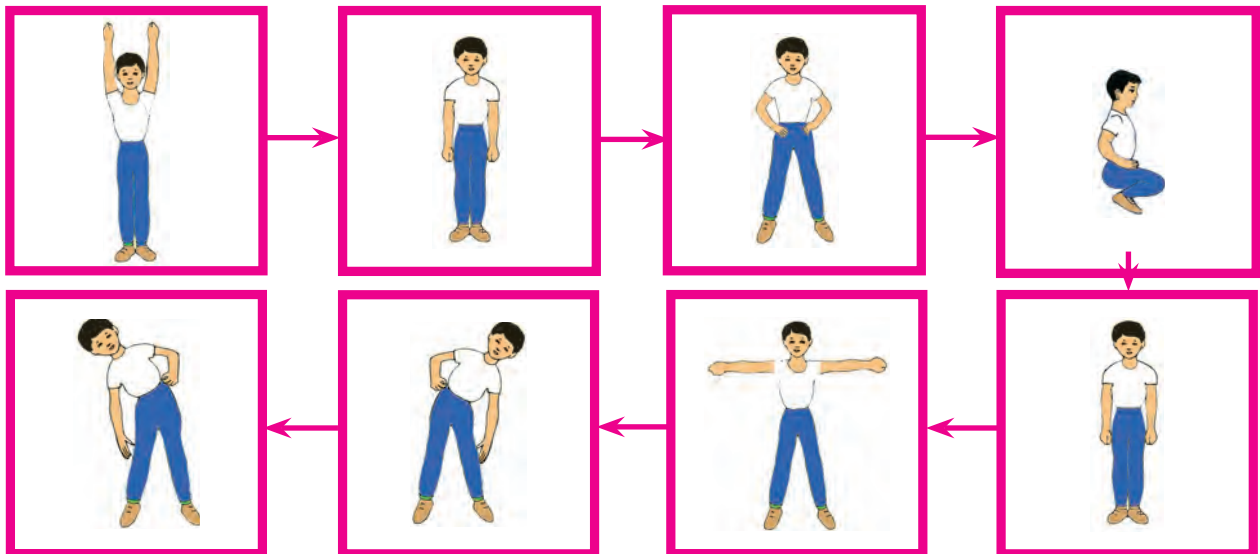


4

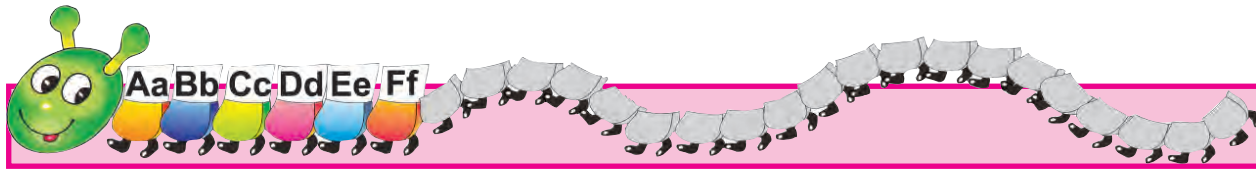


Look and do.

Su'wretke qaran' ha'm wori'nlan'.



His name's Aziz. =
His name is Aziz.



5



Write the letters.

Ha'riplerdi jazi'n'.



Ff

Ee




6



Play "Letters".

"Ha'ripler" woyi'ni'n woynan'.

































Unit 1 All around me

Lesson 4 Let's play!

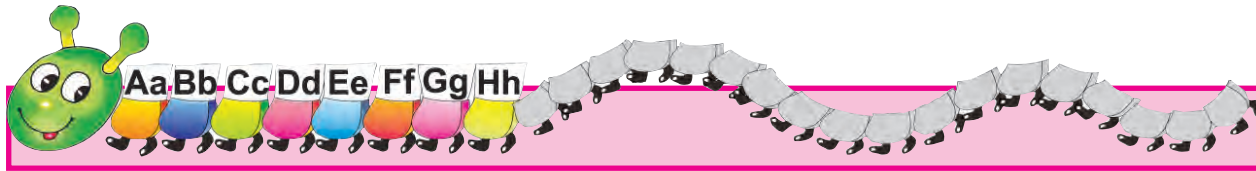
1  **Listen and sing.**
Ti'n'lan' ha'm qosi'q ayti'n'.

2  **Work in pairs. Play "Revision game".**
Ju'pli'qta wori'nlan'. "Ta'kirarlaw woyi'n" i'n woynan'.




	A	B	C	D	E	F
1						
2						
3						
4						
5						

It's a cat. = It is a cat.



3 Write the letters.
Ha'riplerdi jazi'n'.



Gg









Hh



4 Play "Bingo".
"Bingo" woyi'ni'n woynan'.



Colour Bingo		
		
		


Toy Bingo		
		
		

Unit 2 Days of the week

Lesson 1 I can ...

1  **Listen and repeat.**
Ti'n'lan' ha'm ta'kirarlan'.


2a  **Play "Jump".**
"Sekirin" woyi'ni'n woynan'.

 **e.g. A: Jump.**
B: I can jump.



2b **Work in pairs. Point and say.**
Jupli'qta wori'nlan'. Ko'rsetin' ha'm ayti'n'.

2c  **Work in pairs. Mime and say.**
 Jupli'qta wori'nlan'. I'm menen ko'rsetin' ha'm ayti'n'.



3



Write the letters.

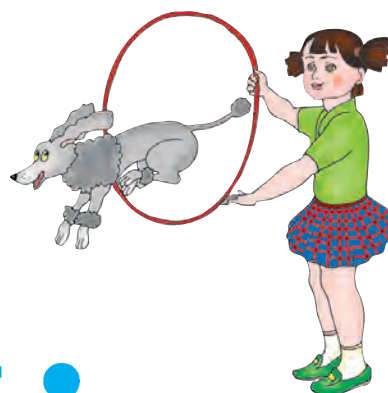
Ha'riplerdi jazi'n'.



in



Ii



Jj




4



Play "Letters".



"Ha'ripler" woyi'ni'n woynan'.



Unit 2 Days of the week

Lesson 2 What's your favourite day?

- 1  **Listen and sing.**
Ti'n'lan' ha'm qosi'q ayti'n'.

- 2  **Play "Ball".**
"Top" woyi'ni'n woynan'.
 e.g. **A:** (throws a ball) Sunday.



- 3  **Listen and repeat.**
Ti'n'lan' ha'm ta'kirarlan'.

What's = What is




4



Write the letters.


Ha'riplerdi jazi'n'.



LI



Kk



5



Play "Interview".

"Intervyu" woyi'ni'n woynan'.

What's your favourite day?



Sunday.

6



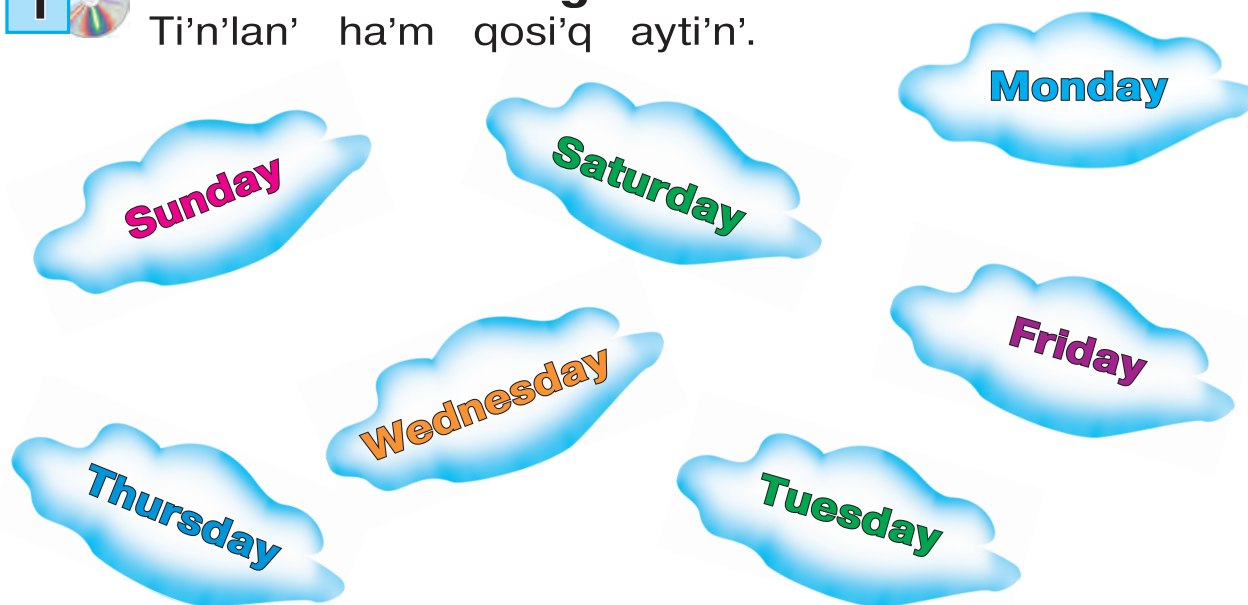
Write, draw and colour.

Jazi'n', si'zi'n' ha'm boyan'.

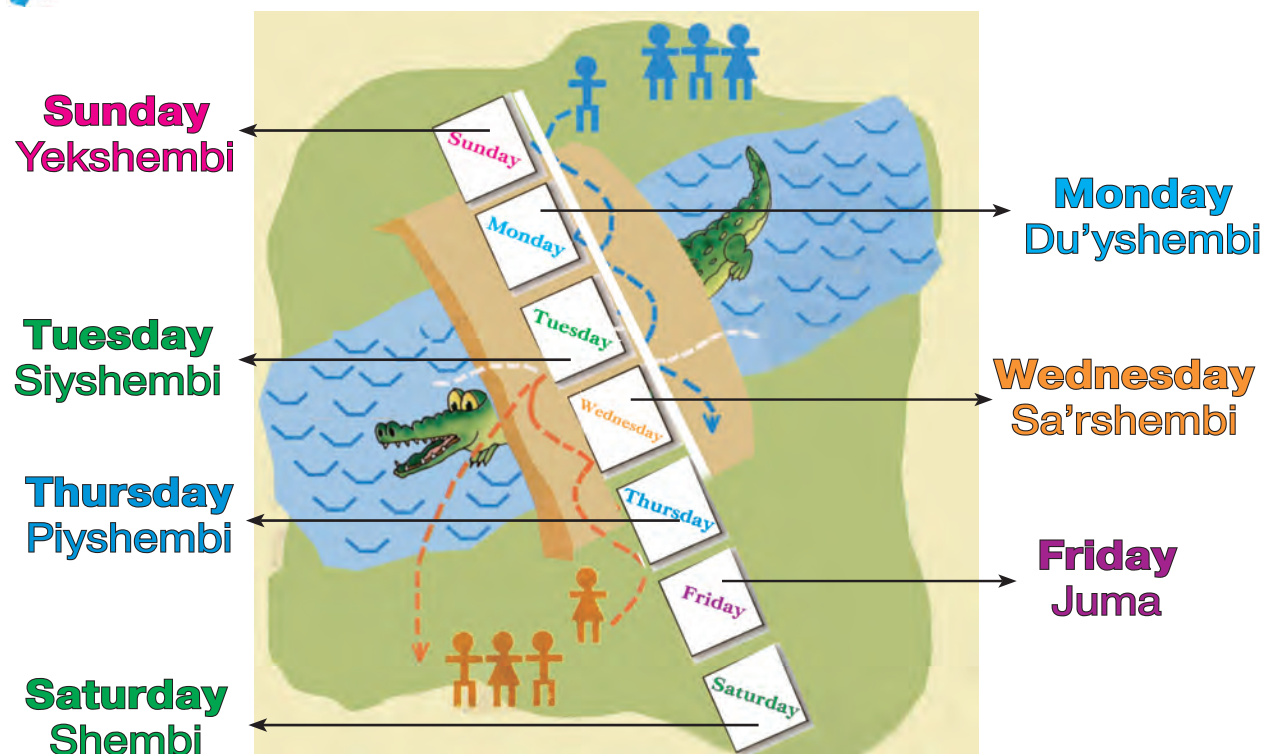
Unit 2 Days of the week

Lesson 3 Sunday, Monday ...

- 1  **Listen and sing.**
Ti'n'lan' ha'm qosi'q ayti'n'.



- 2  **Play "Cross the river".**
"Da'ryadan wo'tin" woyi'ni'n woynan'.





3



Write the letters.

Ha'riplerdi jazi'n'.

Nn



Mm

4



Play "Do sums".

"Mi'sallardi' sheshin'" woyi'ni'n woynan'.

10
 $9+1$
 $8+2$

$9+1=10$

$14+6=20$





20
 $14+ 6$
 $7+13$



$9+1=10$
 Nine plus one is ten.

Unit 2 Days of the week

Lesson 4 Let's play!

-  **Listen and sing.**
Ti'n'lan' ha'm qosi'q ayti'n'.
-  **Play "Run and take".**
"Juwi'r ha'm al" woyi'ni'n woynan'.
-  **Read and match.**
Woqi'n' ha'm sa'ykes kelgen so'zdi belgilen'.
-  **Work in pairs. Play "Make a word".**
Jupli'qta islen'. "So'z jasan'" woyi'ni'n woynan'.



Revision 1



1 Play “ABC”.
“ABC” woyi’ni’n woynan’.



2 Play “Snakes and Ladders”.
“Ji’lanlar ha’m za’n’giler” woyi’ni’n woynan’.



Move up! ↑

Joqari’g’a qaray ha’reket yetin’.

Move down! ↓

To’menge qaray ha’reket yetin’.

25 	26	27 19+1=	28 10, 9, ..., 1 	29	30 Yek-shembi
24 	23 20, ..., 25	22 	21 	20 	19 3+5=
13 7+12=	14 Juma 	15	16 Shembi 	17 	18
12 3+6=	11 Piy-shembi 	10 	9 Sa’r-shembi 	8 11+7=	7
1	2 Du’y-shembi 	3	4 5+4=	5 Siy-shembi 	6 10, ..., 15

Unit 3 My free time




Lesson 1 I like ...

- 1  **Listen and repeat.**
Ti'n'lan' ha'm ta'kirarlan'.



- 2a  **Look, listen and tick.**
Qaran', ti'n'lan' ha'm belgilen'.

- 2b   **Play "What colour do you like?".**
"Qanday ren'di unatasi'z?" woyi'ni'n woynan'.


- 3   **Work in pairs. Play "I like lemons".**
Jupli'qta islen'. "Limonlardi' jaqsi' ko'remen"
woyi'ni'n woynan'.






4



Write the letters.

Ha'riplerdi jazi'n'.



Oo



Pp




5



Play "I like ...".

"Men ... di unataman woyi'ni'n woynan'.




Unit 3 My free time

Lesson 2 On Sunday we ...

1  **Play “What’s your favourite game?”**
“Unatatug’i’n woyi’ni’n’ ne?” woyi’ni’n woynan’.

2a **Look, listen and repeat.**
Qaran’, ti’n’lan’ ha’m ta’kirarlan’.



2b  **Play “On Monday we play ...”.**
“Du’yshembi ku’ni biz ... woynaymi’z” woyi’ni’n woynan’.



3



Write the letters.

Ha'riplerdi jazi'n'.




Qq



?

Rr



4



Listen and say the chant.

Chantti' ti'n'lan' ha'm ayti'n'.



Monday



Tuesday



Wednesday



Thursday



Friday



Saturday,

one, two, three.

Sunday




come with me.

Monday
on Monday

Unit 3 My free time

Lesson 3 What's that?

- 1a**  **Look, listen and repeat.**
Qaran', ti'n'lan' ha'm ta'kirarlan'.



Look! That's a lion.

And that's a tiger.



- 1b** **Point and say.**
Ko'rsetin' ha'm ayti'n'.
e.g. That's a ...

- 1c** **Work in pairs. Ask and answer.**
Jupli'qta islen'. Soran' ha'm juwap berin'.

A: (points) What's that?

B: That's a crocodile.

- 2**  **Play "Listen and guess".**
"Ti'n'lan' ha'm tabi'n'" woyi'ni'n woynan'.



A: It's big. It can swim.

B: That's a crocodile.



3




Write the letters.


Ha'riplerdi jazi'n'.



Tt



Ss



4



Look and say.

Qaran' ha'm ayti'n'.






This is a dog.
That's a cow.


That's a kite. =
That is a kite.

Unit 3 My free time

Lesson 4 Let's play!

- 1  **Listen and sing.**
Ti'n'lan' ha'm qosi'q ayti'n'.
- 2  **Play "Find your pair".**
"Jubi'n'di' tap" woyi'ni'n woynan'.



- 4a  **Work in pairs. Make sentences.**
Jupli'qta islen'. Ga'pler du'zin'.
- 4b  **Play "Running dictation".**
"Juwi'ri'w diktanti" woyi'ni'n woynan'.



3



Write the letters.

Ha'riplerdi jazi'n'.



Uu





Vv

5



Play "Look and say".

"Qaran' ha'm ayti'n" woyi'ni'n woynan'.



6



Play "ABC".

"A'lipbe" woyi'ni'n woynan'.



Unit 4 My hobby

Lesson 1 I collect trains.

1



Listen and repeat.

Ti'n'lan' ha'm ta'kirarlan'.


2a

Look, read and match.

Qaran', woqi'n' ha'm su'wretke say ga'pti tabi'n'.



What's this?



It's a kite.

It's a ball.

It's a doll.

It's a plane.

It's a car.

It's a train.



2b



Read, draw and write.

Woqi'n', si'zi'n' ha'm jazi'n'.

2c



Play "I collect trains".

"Poyezdlar toplayman" woyi'ni'n woynan'.




3



Write the letters.

Ha'riplerdi jazi'n'.

Xx



taxi



box

Ww



4



Read and match.

Woqi'n' ha'm tekstke tuwri' keletug'i'n su'wretti tabi'n'.

1

Hi. My name's Ben. I like books.

2

Hello. My name's Ann. I like films.

3

Hello. My name's Kate. I like computer games. I have 20 computer games.

a



b




c



Unit 4 My hobby




Lesson 2 What's your hobby?

1  **Listen and sing.**
Ti'n'lan' ha'm qosi'q ayti'n'.

2  **Play "What's your hobby?"**
"Jaqsi' ko'retug'i'n shi'ni'g'i'wi'z ne?" woyi'ni'n
woynan'.

e.g. **A:** What's your hobby?

B: My hobby's planes.



3  **Work in groups. Play "Let's play games".**

Toparlarda islen'. "Kelin', woynaymi'z" woyi'ni'n
woynan'.





4



Write the letters.

Ha'riplerdi jazi'n'.

Zz

Do you like yellow?

Yy



Yes!!



5



Look, listen and read.

Qaran', ti'n'lan' ha'm woqi'n'.



Tigers and lions
In the zoo.

Kangaroos, crocodiles,
Zebras too.

Count the monkeys
Two by two.

All the animals
In the zoo.



Unit 4 My hobby

Lesson 3 I have eight planes.



1

Listen and sing.

Ti'n'lan' ha'm qosi'q ayti'n'.



2a

Look, listen and write.

Qaran', ti'n'lan' ha'm jazi'n'.



The illustration shows six children and their respective hobbies. Zumrad is collecting planes, with a speech bubble saying "I collect planes." and images of two airplanes. Jasur is collecting kites, with images of two colorful kites. Lucy is collecting dolls, with images of two dolls. Zarina is collecting teddy bears, with images of three teddy bears. Harry is collecting toy trains and cars, with images of a green train and two cars. Umid is collecting teddy bears, with images of two teddy bears.



2b

Work in pairs. Point and say.

Toparlarda islen'. Ko'rsetin' ha'm ayti'n'.

e.g. **A:** (points)

B: My name's Zumrad. I collect planes.
I have eight planes.



2c



Complete the sentences.

Ga'plerdi toli'qti'ri'n'.



3a 

Play “Are you a parrot?”

“Siz toti’qussi’z ba?” woyi’ni’n woynan’.



I have two legs and two wings.



Are you a parrot?

3b 

Play “How many legs do you have?”

“Neshe ayag’i’n’i’z bar?” woyi’ni’n woynan’.



Unit 4 My hobby

Lesson 4 Let's play!



1

Listen and sing.

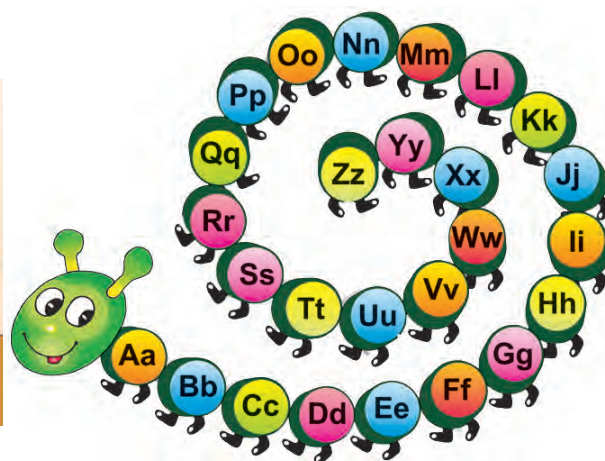
Ti'n'lan' ha'm qosi'q ayti'n'.

2a



Look, listen and repeat.

Qaran', ti'n'lan' ha'm ta'kirarlan'.



2b



Sing "ABC song".

"ABC qosi'g'i'n" ayti'n'.

2c



Look and complete.

Qaran' ha'm ta'kirarlan'.



3



Play "ABC".

"A'lipbe" woyi'ni'n woynan'.



A!

S!

Y!



4



Play "Name Line".


"Ati'n'i'zdi'n' ta'rtibi boyi'nsha dizilin'" woyi'ni'n woynan'.



Revision 2

1  **Work in pairs. Play “Make a word”.**
Jupli’qta islen’. “So’z jasan” woyi’ni’n woynan’.

2  **Listen, repeat and do.**
Ti’n’lan’ ta’kirarlan’ ha’m wori’nlan’.






3  **Work in pairs. Play “Questions”. Choose a colour and a category.**
Jupli’qta islen’. “Sorawlar” woyi’ni’n woynan’. Tuwri’ kelgen ren’ ha’m topari’n tan’lan’.

e.g. **A:** Name, pink.

B: What’s his name?



His name is ...

Points	Name	Favourite	Hobby
5	What’s your name?	What’s your favourite colour? 	What’s your hobby?
10	What’s his name? 	What’s your favourite day?	What’s his hobby? 
15	What’s her name? 	What’s your favourite season?	What’s her hobby? 

Unit 5 My day off

Lesson 1 We like playing tag.

1a  Look, listen and repeat.



watching TV



playing see-saw



Bingo!

playing games



playing tag



playing hopscotch

1b  Work in pairs. Point and say.

e.g. A: (points).

B: Playing hopscotch.

2 Listen and repeat.

Playing hopscotch,

Playing games,

Playing see-saw,

Playing tag.

3a  Play “I like playing tag”.

3b  Work in groups of 4. Play “You like ...”.

e.g. A: (mimes).

B: You like playing hopscotch.

4  Write the sentences.

I like playing
I like running

Unit 5 My day off

Lesson 2 Do you like ...?

1  Sing the song.


2a  Look, listen and repeat.

Do you like jumping a rope?

Do you like swimming?

Yes, we do.

No, I don't.



2b  Work in pairs. Play "Ask and answer".

A: Do you like jumping?



B: No, I don't. (Yes, I do.)

Do you like climbing?

No, I don't.



3a  Listen and tick.

3b  Complete the sentences.

Do you like ...?

Yes, I do. / No, I don't.

Unit 5 My day off

Lesson 3 I don't like ...

1  Listen and sing.

2a  Look, listen and repeat.

1 Hello! My name's Beeny.

2 Granny, do you like flowers?
Yes, I do. I like flowers! My favourite season is spring.

3 I like sunny days. I don't like rainy days.

4 Grandad, do you like playing tag?
No, I don't. I like honey and counting. And I don't like lazy boys!

2b  Look, read and match.

3a  Listen and repeat.
grass water corn carrot cabbage

3b  Read and match.

3c  Play "They like/ don't like ...".

I like sunny days.
I don't like rainy days.

Unit 5 My day off

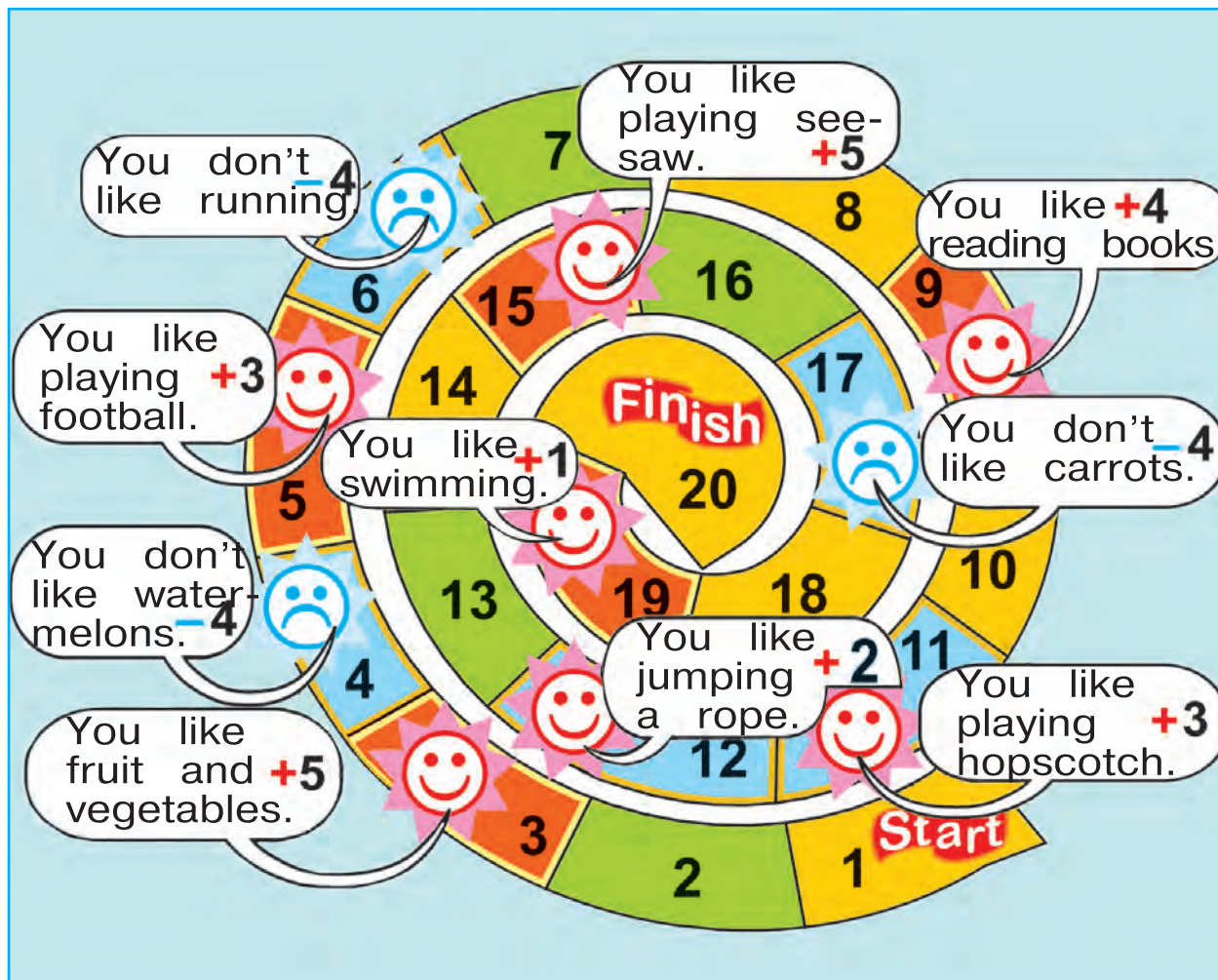
Lesson 4 Let's play!

1a  Look, listen and repeat.



1b  Sing and play.

2  Play "You like / don't like ...".



Unit 6 School things

Lesson 1 Eleven, twelve ...

1  Listen and sing.

2a  Look, listen and repeat.

one	eleven
two	twelve
three	thirteen
four	fourteen
five	fifteen
six	sixteen
seven	seventeen
eight	eighteen
nine	nineteen
ten	twenty



2b   Write the numbers.

3   Play "Numbers".

4   Play "More. Less".

5  Play "How old is your sister?"

Unit 6 School things

Lesson 2 We have ...

1  Listen and sing.

2  Look, listen and repeat.



an album



a pencil case



a sharpener

3  Play "Memory game".

an eraser

4   Play "Numbers".



5a   Work in groups of 4.
Play "We have ...".

colour pencils

We have five pink pens.



5b  Play "Reporting".



A: We have ten blue pencils.

B: We have seven blue pencils.

6   Play "Run and tap".



Unit 6 School things

Lesson 3 Can I have a pen, please?



1 Listen and sing.



2 Write the words in the right column.



3a Look, listen and repeat.

Can I have a somsa, please?

Thank you.

Here you are.



3b Look and complete.



3c Work in pairs. Play "Can I have ... ?"

A: Can I have a ...?

B: Yes, here you are.

A: Can I have a ...?

B: No, sorry.



4 Look and do.



5 Work in groups of 4/5. Play "Please".

A: Can I have a pen?

B: No, sorry.

A: Can I have a pen, please?

B: Yes. Here you are.

Unit 6 School things

Lesson 4 Let's play!

1  Listen and sing.

2  Look, listen and repeat.

What's in your bag?



I have pens,
books, pencils,
a hot dog ...



It's not a
hot dog. It's
a "hot cat!"



Oh, no!

Meow ...



3   Play "What's in your bag?"

4   Play "Five questions".

5   Play "Bingo".

6  Silent picture dictation.

Revision 3

1 Play “Memory game”.



2 Play “I like .../don’t like ...”.

e.g. I like bananas. I don’t like apples.

3 Play “Numbers”.



4 Work in pairs. Ask and answer.

1 3 5 10 12 15 16 17 18 20

e.g. Pupil 1: Blue.

Pupil 2: One.



5



Play “Make a word”.




I can ...

6 Work in pairs. Do the quiz “I can ...”.

1) I can say the ABC.

A’lipbeni ayta alaman.



2) I can speak and write about my family.

Shan’arag’i’m haqqi’nda ayti’p, jaza alaman.

e.g. I have ...

3) I can say the days of the week.

Ha’pte ku’nlerin ayta alaman.

e.g. Monday ...

4) I can speak about my hobby.

Unataturg’i’n shi’ni’g’i’wi’m haqqi’nda ayta alaman.

e.g. My hobby’s ...

5) I can count, read and write from 1 to 20.

1 den 20 g’a deyin sanap, woqi’p ha’m jaza alaman.

Unit 7 My school

Lesson 1 Our school is big.

1  Listen and repeat.

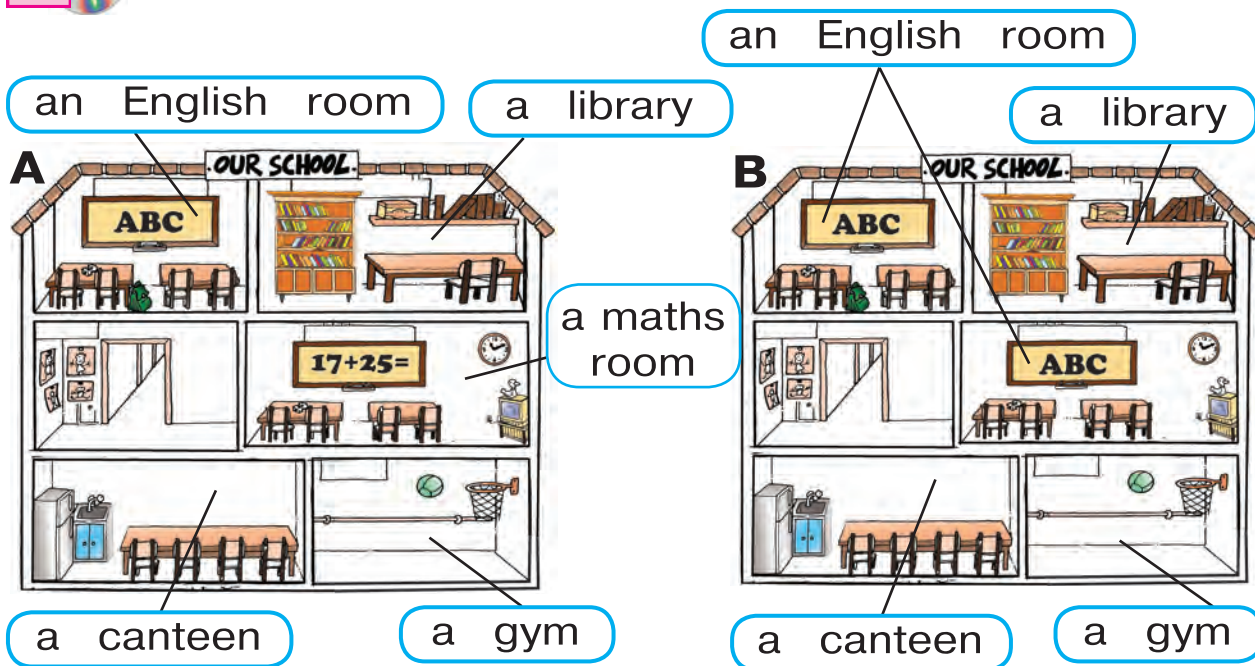
2a Look, listen and repeat.

our school classroom
library gym canteen

2b Work in pairs. Point and say.

3 Look, listen and do.

4a  Look, listen and guess.



4b  Work in pairs. Look and write.

4c  Work in pairs. Show and say.

e.g. This is our school.

It's

We have

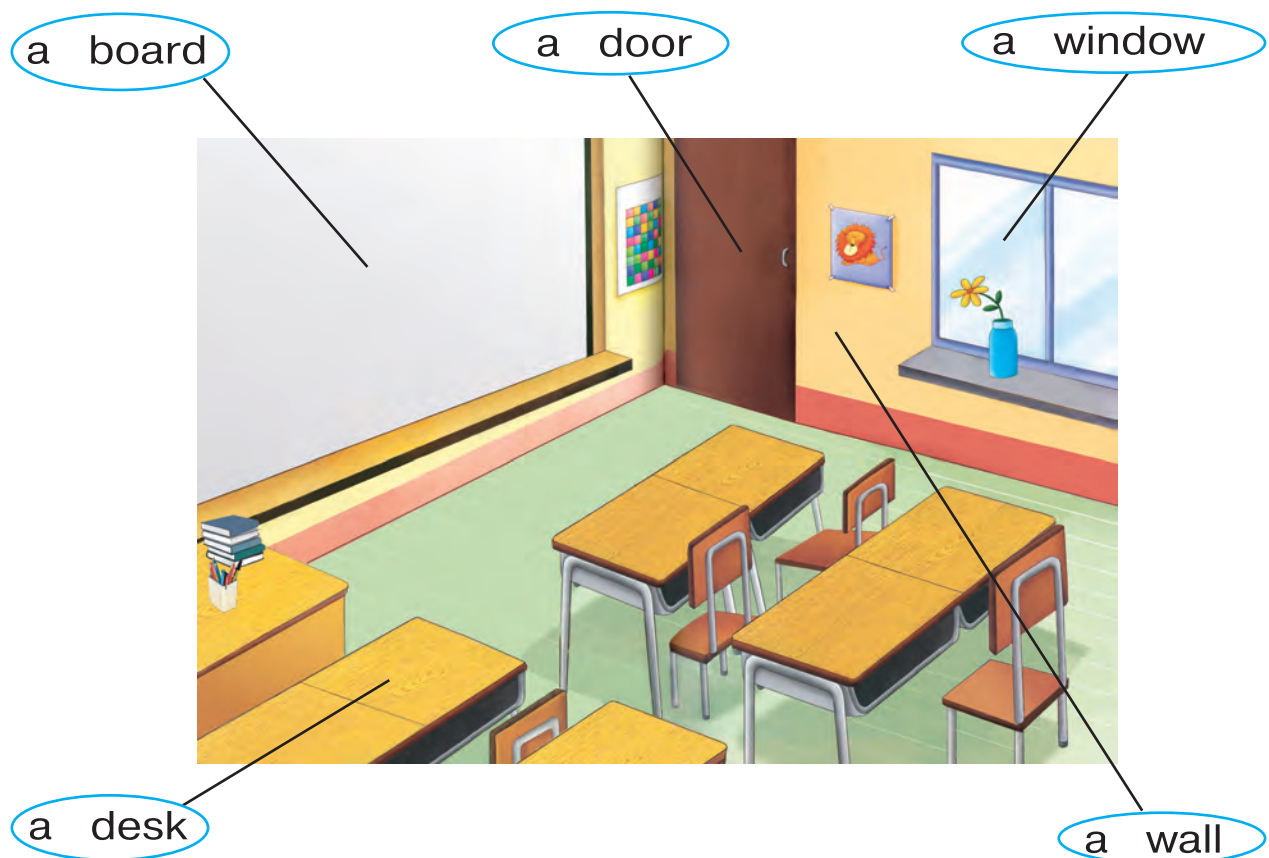
Unit 7 My school

Lesson 2 The door is brown.

1  Listen and repeat.

2 Listen and complete.

3a  Look, listen and repeat.



3b  Play "Run and tap".

4  Read and stick.

5  Look and complete.

6  Look and write.

Unit 7 My school

Lesson 3 Is this ...?

1a Look and say.

Good morning, Mr Brown.

This is my teacher, Mr Brown.

Good morning.

This is my teacher, Mrs Green.

Good morning.

Good morning, Mrs Green.

1b Work in threes. Play "Teachers".

2 Look, listen and point.


3 Look and read.

Is this a library?



Oh, no! This is a gym.

Is this a library?



Where's the library?

No, it's an English room.

Is that a library?



No, it's a canteen.

Is this a library?



Hm...

Yes. Do you like reading books?

4   Look and complete.

Unit 7 My school

Lesson 4 Let's play!

1 Play "Look and say".



Ask a question.



Make a sentence.









2 Work in groups. Play "This is my school".

Revision 4

1  Play "Make a word".

2 Work in two teams. Choose and Say.

Points	Classroom	School	Read and answer	Read and do
1	This is ... 	That is a ... 	What colour is the door?	Stand up, go to the board and say: "This is my teacher Mrs/Mr ...".
2	The books are ... 	Is this ...? 	What's this? 	Look and say the time. 
3	Complete. Desk, board, ..., ... and ...	Say five school rooms.	What's on the table?	Go to the door. Open it. Say "Good bye".
4	Our class-room is ...	Our library is ...	What's in your class-room?	Say seven days of the week.

I can ...

3 Work in pairs. Do the quiz “I can ...”.

1) I can speak about school things.

Woqi'w qurallari' haqqi'nda ayta alaman.

e.g. I have ... It's ...



2) I can say and write about my free time.

Bos waqti'm haqqi'nda ayti'p, jaza alaman.

e.g. I like ...

3) I can say and write about my Sunday.

Demali's ku'nim haqqi'nda ayti'p, jaza alaman.

e.g. On Sunday I ...

4) I can use “This is ...” and “That is ...” in sentences.

“This is ...” ha'm “That is ...” so'zlerin ga'plerde qollana alaman.

e.g. This is a book. That is a door.

5) I can ask questions using “Is this ...?/Is that ...?” and answer them.

“Is this ...?/Is that ...?” so'zleri ja'rdeminde sorawlar bere alaman ha'm wolarg'a juwap bere alaman.

Is this a dog?



Is that a kite?




Unit 8 Time

Lesson 1 In the morning

1 Sing the song.

2  Look and say.



morning




afternoon



evening

3a  Read and complete the table.



1 get up 2 brush teeth 3 have breakfast 4 go to school 5 play games 6 watch TV

3b Play “Point and say”.

3c Work in pairs. Play “Miming”.

e.g. A: Brush teeth. B: (mimes).

4 Work in pairs. Listen and say.

e.g. A: I get up B: ... in the morning.

5   Write three sentences.

e.g. I brush teeth in the morning.

Unit 8 Time

Lesson 2 It's 2 o'clock.

1  Look, listen and say.



It's 2 o'clock.



It's 2.30.


2  Look and do.



3   Listen, repeat and write the time.

4  Play "My favourite time".
e.g. A: What's your favourite time?
B: It's three o'clock. (I play games.)

5   Play "Clock".



6   Play "Time Bingo".

Unit 8 Time

Lesson 3 What's the time, Mr Wolf?

1  Work in pairs. Listen and repeat.



2   Work in pairs. Ask and complete.

3  Play "What's the time, Mr Wolf?"

4a Look and say.

at  = at eight o'clock

at  = at twelve thirty

4b  Play "I get up at 7 o'clock".

e.g. A: Get up.

B: I get up at 7 o'clock. Have breakfast.

C: I have breakfast at

5   Write three sentences.

e.g. I have breakfast at 7.30.

Unit 8 Time

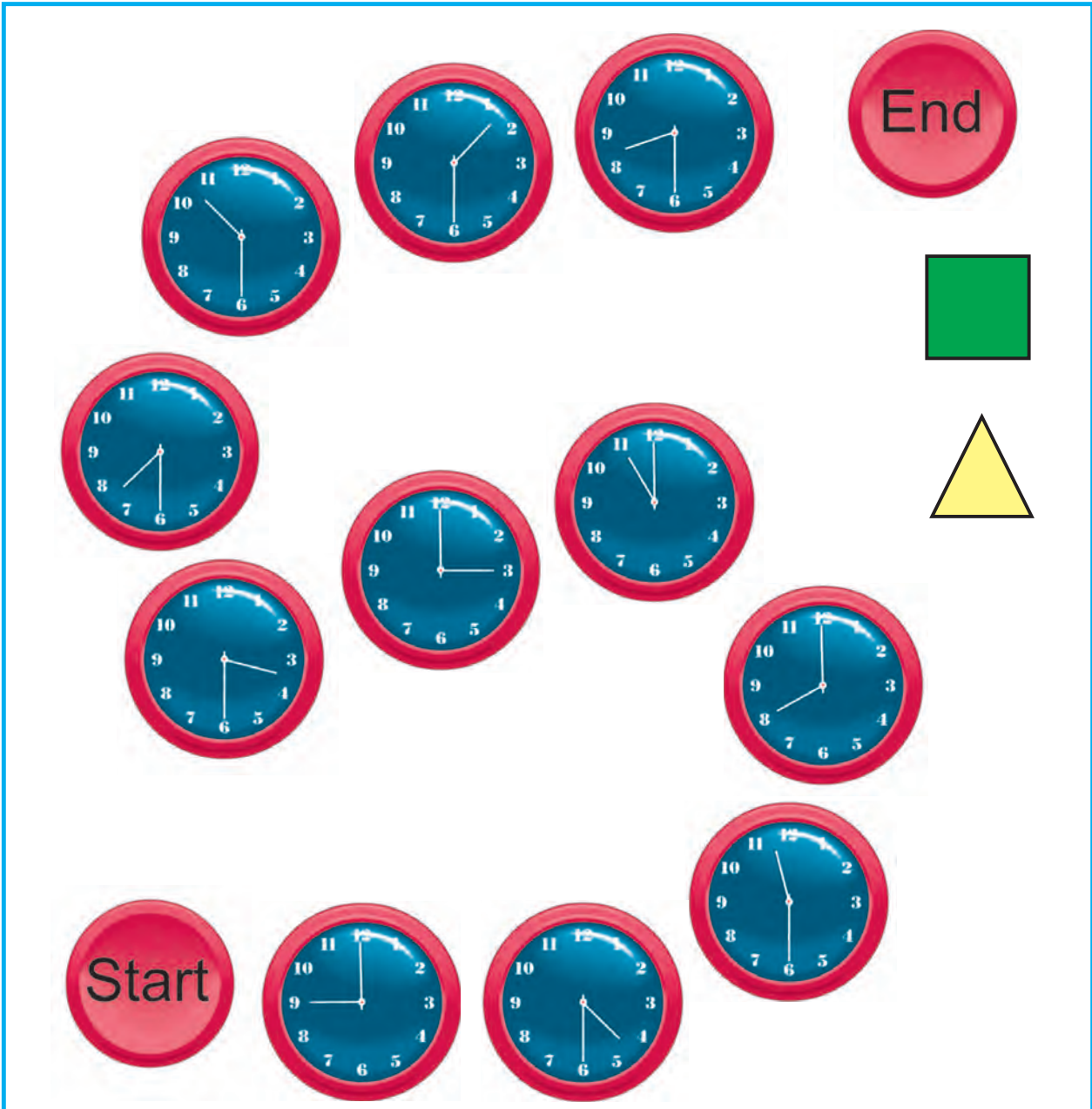
Lesson 4 Let's play!

1  Play "What's the Time?"

2  Play "Time Game". Say the time and a sentence.

e.g. **A:** What's the time?

B: It's 8 o'clock. I go to school.



A collection of 15 analog clocks and 3 geometric shapes arranged in a grid-like pattern. The clocks are arranged in four rows: the first row has three clocks and a red circle labeled "End"; the second row has two clocks, a green square, and a yellow triangle; the third row has three clocks; the fourth row has a red circle labeled "Start" and three clocks.

Revision 5

1   Play “Backdrawing”.

2   Play “What’s the time?”



3 **Work in pairs. Do the quiz “I can ...”.**
Jupli’qta “Men isley alaman” viktorinasi’n wori’nlan’.

1) **I can ask about and say the time.**

Waqi’t haqqi’nda sorap, ayta alaman.

e.g. – What’s the time? – It’s eight o’clock.



2) **I can use the prepositions of time: in, at, on.** *In, at, on* payt jalg’awlari’n paydalana alaman.

e.g. in the evening, at 7 o’clock, on Wednesday.

3) **I can make sentences with time.**

Men waqi’tqa baylani’sli’ ga’pler quray alaman.



e.g. I have breakfast at 7 o’clock.

Unit 9 School subjects

Lesson 1 My favourite subject

1  Listen and repeat.

2a  Look, read and match.



2b  Listen and repeat.

3  Play “What’s your favourite subject?”

A: What’s your favourite subject?

B: English. What’s your favourite subject?

4a  Look and write.

4b Work in group of 4. Listen and guess.


PE = Physical education

Unit 9 School subjects

Lesson 2 Sevara likes maths.

1 Look, say and write.

gets up, has breakfast, plays games,
goes to school, reads books, watches TV



e.g. Sevara gets up at 6 o'clock.

Sevara brushes her teeth at 6.30.

2 Play "She likes music. I like maths".

3a Work in groups of 4. Ask and write.

3b Play "Reporting".

e.g. Rustam gets up at 6. Madina gets up

4 Read and say about Diana.

e.g. Her name's Diana. She lives in London.

My name's Diana. I live in London. I get up at 6.30. I have breakfast at 7. I go to school "Green". I like my school. We have reading, writing, maths, music, PE and art.

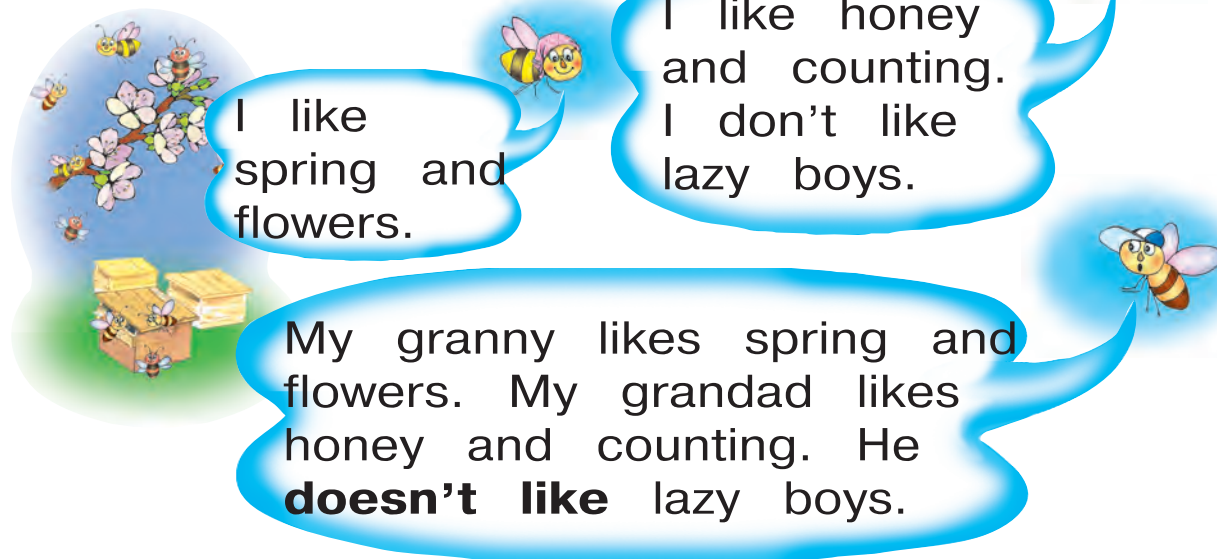
read	—	reads
watch	—	watches
have	—	has

Unit 9 School subjects

Lesson 3 Sevara doesn't like ...

1  Listen and sing.

2 Look and read.



3  Play "I don't like ...".

e.g. A: I don't like singing.

B: He doesn't like singing.

4a  Work in groups. Play "Do you like ...?"

 e.g. A: Do you like English?

B: Yes. Do you like music?

A: No, I don't.

4b Report to the class.

e.g. Amir likes English. He doesn't like music.

5  Play "Listen and guess".

e.g. A: She likes English and music.

She doesn't like maths.

B: Kate?

I don't like ...
He / She doesn't like ...

Unit 9 School subjects

Lesson 4 Let's play!

1  Sing the song.



2  Play "When do you have music?"

e.g. **A:** (throws a ball). When do you have art?

B: On Friday.

music, English, PE, maths, reading,
art, Uzbek, Russian

3  Play "Tic Tac Toe".

Revision 6

- 1** Work in pairs. Look, match and say.
e.g. We count at maths lessons.



- 1 We count ...
- 2 We read, write and speak English ...
- 3 We play football ...
- 4 We sing songs ...



- a) at music lessons.
- b) at PE lessons.
- c) at maths lessons.
- d) at English lessons.

- 2** Work in teams. Choose and say.

e.g. Days of the week, 10 points.

Days of the week	School things	School subjects	Time	Like playing/doing
10	10	10	10	10
20	20	20	20	20
30	30	30	30	30
40	40	40	40	40

- 3** Work in pairs. Play "Make a word".

I can ...

4 Work in pairs. Do the quiz "I can ...".

- 1) **I can say sentences with parts of the day.**
Ku'nnin' mezgilleri menen ga'pler ayta alaman.
e.g. I go to school in the morning. I watch TV in the afternoon.

- 2) **I can read and draw clocks.**
Men saatlardi' ayti'p, sog'a alaman.
e.g. It's 8 o'clock.



- 3) **I can speak about school subjects.**
Men mekteptegi pa'nler haqqi'nda so'yley alaman.
e.g. My favourite subjects

- 4) **I can speak about my day.**
Men ku'n ta'rtibim haqqi'nda so'yley alaman.
e.g. I get up at



- 5) **I can say what I do at the lessons.**
Sabaqlarda ne islew haqqi'nda ayta alaman.
e.g. I read and write
- 6) **I can say what my friend likes and doesn't like.** Men dosti'mni'n' neni jaqsi' ko'retug'i'ni' ha'm jaman ko'retug'i'ni' haqqi'nda ayta alaman.
e.g. My friend likes He doesn't
- 7) **I can ask and say when we have lessons.**
Sabaqlardi'n' qashan bolatug'i'ni'n sorap, ayta alaman.
e.g. — When do you have English?
— On Tuesday and Thursday.

Unit 10 Months

Lesson 1 January, February ...

1a Look and say in your mother tongue.

1b Write the order.

1c Check.



months

2 Play "Say in order".

A: September.

B: October.

3a Look and guess.

Dec	Sep	Mar	Jun	Aug	Oct
Jul	May	Apr	Jan	Nov	Feb

3b Work in groups. Play "Write a month".

4 Play "Bingo".



5 Put the months in alphabetical order.

e.g. 1 April 2 ...



Unit 10 Months

Lesson 2 There are 30 days in ...

1  Listen and repeat.

There is one calendar.

2a  Look, listen and repeat.



There are four pictures.



2b  Play “There is ... There are ...”.

e.g. A: There is a door.

B: There are doors.

A: There is a ...

3a Look and say.

four weeks	in	a month
twelve months		a year
four seasons		
30 days	in	January
31 days		February
28 days		March

There are four weeks in a month.



3b  Look and complete.

4a  Play “There are 30 days in ...”.

4b  Write three sentences.

e.g. There are thirty days in September.



21 = twenty-one

Unit 10 Months

Lesson 3 What's your favourite ...?

1  Listen and repeat.

cold hot
warm cool

2a  Play "Listen and point".

2b  Look and say.

rainy snowy sunny
windy cloudy



It's cold in winter.
It's snowy in winter.

3  Work in pairs. Play "Spring. It's warm in spring".

e.g. A: Spring. B: It's warm in spring.

4a  Play "Seasons".

4b  Play "Our favourite season".

Our favourite season is summer.

It's hot in summer.

There are three months in summer.

We can jump a rope.



Unit 10 Months

Lesson 4 Let's play!

1  Listen and repeat.

My birthday
is in July.

2  Play "Months quiz".

My birthday is
in November.

3  Look, read and complete.

4a Look, read and translate.

4b Listen and repeat.

When's your
birthday?

It's in November.

5  Play "Birthday line".

A: When's your birthday?

B: It's in September.

6  Play "Backdrawing".



When's your birthday? =
When is your birthday?
It's in September. =
It is in September.

Revision 7

1 Read and complete the table.

Ali: My birthday month starts with 'A'. It has five letters.

Zarina: My birthday month has two "o" letters.

Amir: Summer starts in this month. I have my birthday.

Muslima: My birthday month starts with 'J'. It has seven letters.

Soliha: My birthday and Navruz are in this month.

Botir: My birthday month has 28 or 29 days.

2 Play "My birthday month".

3 Play "Do sums".

4 Listen and find the odd one out.



Unit 11 Holidays

Lesson 1 I like presents.

1  Listen and sing.

2a   Look, listen and match.



2b Look, read and match.



My birthday month has two "u" letters.

August.



3  Play "My birthday month".

4a  Work in pairs. Play "I like my present".

e.g. A: I like my present. It's black and white.
B: A ball.



4b   Draw and write.

Unit 11 Holidays

Lesson 2 It's in September.

1  Listen and sing.

2a  Listen, read and match.



① It's my birthday! My birthday is in June. We sing, dance, play games, and eat cakes.



② We live in Mexico. We have Independence Day. It's in September.



③ I live in Korea. We have Earth Day in April. We plant flowers and trees.

2b  Read and match.

3  Work in pairs. Play "Listen and say".

e.g. A: Independence Day.

B: It's in September.

4  Work in groups. Play "Look and guess".

e.g. Group 1: Good morning, granny.
Happy holiday!

5   Complete the sentences.

Unit 11 Holidays

Lesson 3 Happy Navruz!

1a Look and say what holiday it is.



1b Complete the flower diagram for Navruz.

2a Read the texts and find the words.

special food parade



They live in Mexico. December is their favourite month. They have a special holiday. They sing songs and eat special food. They play games. It's a lot of fun!

They live in Korea. May is their favourite month. They have a special holiday for children. They play games, go to parades and eat special food. Children get presents. It's a lot of fun!



2b  Listen and repeat.

3a  Complete and read your story.

3b  Play "Listen and guess".

Unit 11 Holidays

Lesson 4 Let's play!

1  Listen and sing.

2  Play "Put in order".



Navruz Women's Day Independence Day
New Year's Day Teachers' Day birthday





3  Play "Bingo".

4  Play "Find your partner".


Revision 8

1  **Work in groups of 4. Play “Months and holidays”.**





Move up! ↑
Joqari’g’a ha’reket yetin’.



Move down! ↓
To’menge ha’reket yetin’.

24 New Year’s Day	23 Dec, 8	22 Dekabr	21 Gu’zgi dem ali’slar	20	19 Oct, 1
13 Oktyabr	14 Sep, 1	15	16 Sentyabr	17 Avgust	18
12 Iyul	11 Jazg’i’ dem ali’slar	10 Iyun	9	8 May	7 Aprel
1 Yanvar	2	3 Fevral	4 Mart	5 March, 8	6 Nawri’z

2  **Play “Make a word”.**

I can ...

3 Work in pairs. Do the quiz “I can ...”.

1) **I can write and say the months in order.**
Aylardi' ta'rtip boyi'nsha jazi'p, ayta alaman.
e.g. January, ...

2) **I can use the short forms of months.**
Aylardi'n' qi'sqarg'an tu'rin islete alaman.
e.g. Feb – February, ...



3) **I can count from 1 to 31.**
1 den 31 ge deyin sanay alaman.



4) **I can use “There is .../There are ...”.**
“There is .../There are ...” islete alaman.
e.g. There is a calendar on the wall.
There are thirty days in April.

5) **I can name the holidays in Uzbekistan.**
O'zbekistan bayramlari'n ayta alaman.
e.g. Navruz,



6) **I can say when my birthday is.**
Tuwi'lg'an ku'nim, ayi'n ayta alaman.
e.g. My birthday's in

7) **I can say when the holidays are.**
Bayramlar qashan belgilenetug'i'ni'n ayta alaman.
e.g. Navruz is in March.





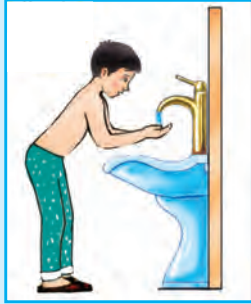




8) **I can ask a question about birthday.**
Tuwi'lg'an ku'n haqqi'nda soraw bere alaman.
e.g. “When ...?”

Unit 12 My day

Lesson 1 I make my bed.

1a  Look, listen and repeat.

1b Work in pairs. Point and say.

			
make (my) bed	do morning exercises	wash (my) face and hands	
			
get dressed	comb (my) hair	have lunch	do homework

1c  Play "Find your partner".

2  Work in pairs. Play "Robot".

e.g. A: Make your bed.
B: (mimes).

3  Work in pairs. Play "My day".

4  Look and write.

I make my bed.
You make your bed.



Unit 12 My day

Lesson 2 It's time ...

1a Look, listen and repeat.

1b  Look, read and match.



2a  Play "Listen and say".

e.g. **A:** Get dressed.

B: It's time to get dressed.

2b  Work in groups. Play "It's time ...".

e.g. **Gr A:** Have breakfast.

Gr B: It's time to have breakfast.

3a   Listen and draw the time.

3b   Play "What's the time?"

4   Write the sentences.

Unit 12 My day

Lesson 3 You are late!

1a Read and match.

I'm sad.	Men baxi'tli'man.
I'm happy.	Men keshiktim.
I'm tired.	Men sharshadi'm.
I'm hungry.	Men qapaman.
I'm late.	Men ba'ntpen.
I'm busy.	Men ash boldi'm.

1b Look and write.

2 Look, read and find the correct sentence.

a) Tom is a lazy boy. b) Tom is a busy boy.

① Tom, get up. It's time to go to school.

② Oh, no.

③ I love football!

④ Oh, no!

I'm tired. Help me, please.

Oh, sorry mum. I'm busy.

Good morning, Mrs. Brown.

You are late. The lesson is over. Good bye, Tom.

Oh, no!

3a Sing the song.

3b Read the poem.

I am happy.	We are happy.
You are happy.	You are happy.
He is happy.	They are happy too!
She is happy.	

3c Work in pairs. Write your poem.

Unit 12 My day

Lesson 4 Let's play!

1  **Sing the song.**

2a  **Work in groups. Play "Time".**




2b  **Work in groups. Play "Make a clock line".**

2c  **Work in groups. Play "Clock salad".**

Revision 9

1   Play "What's the time?"

2  Work in pairs. Play "Ask and answer".
e.g. A: What's the time?
B: It's six o'clock.
It's time to get up.




Unit 13 Clothes

Lesson 1 She has a pink dress.

1  Listen and sing.

2a Look, listen and repeat.



2b  Play "Look and say".

3a Look, read and find Malika.

Malika: Look ... I like this T-shirt. Do you like it?

Ziyoda: Yes, it's nice. I like the colour. It's my favourite. I like orange.

Malika: I don't like orange. My favourite colours are blue and pink.

3b  Work in pairs. Play "Listen and point".

4a  Look and make sentences.

He	has	a blue	dress.
She		a pink	T-shirt.
		a yellow	cap.
		an orange	hat.

4b   Write three sentences.

Unit 13 Clothes

Lesson 2 Where are my shorts?

1  Listen and sing.

2a Look and match.

1 trousers 3 jeans
2 shorts 4 trainers



2b Look, listen and repeat.

3a Look, read and point.



3b  Work in pairs. Play "Where are my shorts?"

A: Where is/are my ... ?

B: It's/They are ...

4  Play "Picture dictation".

5  Look and write.

Unit 13 Clothes

Lesson 3 Do you like your uniform?

1  Listen and sing.

2a Look, listen and repeat.

wear a uniform a doctor
a pilot a jacket
a cook cooking




2b Work in pairs. Point and say.

A: (points)

B: She is a doctor. She wears a uniform. Her uniform is ...

2c  Look, listen and point.

3a Look, read and find.



I like my school. This is our school uniform. Girls wear red skirts, white shirts and red jackets. Boys wear red trousers, white shirts and red jackets.

3b  Choose and complete.

4   Write the words in the right box.

Unit 13 Clothes

Lesson 4 Let's play!

1 Listen and sing.

2  Play "Simon says".

3  Play "Describe and guess".

e.g. She has ...



4  Work in pairs.
 Find five differences.

A: Look at this picture.

B: Look at page 85.

A: The girl has a white hat.

B: The girl has a red hat.



Revision 10

1  Play "Listen and run."

e.g. A: I have blue jeans.

B: I have a purple cap.

2  Play "I have a T-shirt".

3  Play "Running dictation".



I can ...

4 Work in pairs. Do the quiz "I can ...".

1) I can describe clothes.

Men kiyimlerden su'wretley alaman.

e.g. He has a white T-shirt.

2) I can write what clothes I have.

Men qanday kiyimlerim bar yekenligin ayta alaman.

e.g. I have a yellow cap.

3) I can write about school uniform.

Men mektep formasi'n su'wretlep jaza alaman.

e.g. I like our school uniform. Girls wear ...

- 4) **I can describe uniforms of doctors, cooks and pilots.** Men shi'pakerler, aspazlar ha'm ushi'wshi'lar formalari'n su'wretley alaman.
e.g. Pilots wear a uniform. They wear ...
- 5) **I can use words (happy, sad, tired, busy, hungry).** (Happy, sad, tired, busy, hungry) so'zlerin islete alaman.
e.g. I am happy.



- 6) **I can say where the clothes are ('on', 'in', 'under').**
Men 'on', 'in', 'under' ha'm t.b. jalg'awlar ja'rdeminde kiyimler qa'yerde jaylasqani'n ayta alaman.
e.g. The cap is on the table. The jeans are under the chair.
- 7) **I can ask where the clothes are.**
Men kiyimler qa'yerde yekenligin soray alaman.
e.g. Where is my shirt? Where are my jeans?
- 8) **I can say about my daily routine.**
Men ku'n ta'rtibim haqqi'nda ayta alaman.
e.g. I get up at
- 9) **I can use "It's time ...".**
e.g. It's time to get up.

Lesson 4 Let's play!

4



**Work in pairs.
Find five differences.**

- B:** Look at this picture.
A: The girl has a white hat.
B: The girl has a red hat.



Unit 14 The world of fairy tales

Lesson 1 I like cartoons.

1 Answer the questions.

Do you like cartoons?
What cartoons do you know?
Do you know Little Red Riding Hood?

2a Look, listen and repeat.

2b Find the words in the wordlist.

Hello, Mr Wolf.
Hello, Little Red Riding Hood.
tasty little meet eat up cartoon
Granny, what big eyes you have!
Granny, what a big nose you have!

2c Look and read.

Hello, granny.
Hello, Little Red Riding Hood.
Granny, what long ears you have!
Granny, what big teeth you have!
Granny, what a big nose you have!

2d Look and match.

3 Answer the question.

What is the end of the cartoon?

4 Work in pairs. Act out.

Yes! I like little girls. Yum, yum, yum. They are tasty.

Unit 14 The world of fairy tales

Lesson 2 On the farm

1  Listen and sing.

2a Answer the questions.

- 1 Where are the animals?
- 2 What animals can you see?
- 3 What can they do?



2b  Look in the wordlist.

donkey mouse tail

3a Read and say what horses can do.

Horses are big animals.
They are white, black and brown.
They can run, jump and swim.
They like eating grass.



3b  Choose an animal and write.

4  Work in pairs. Play “What animal am I?”

- e.g. **A:** I live on the farm. I can run and jump.
I like eating grass. I have four legs and
a long tail. I am brown.
B: Are you a horse?
A: Yes!

Unit 14 The world of fairy tales

Lesson 3 Let's go to Susambil!

1 Answer the questions.

Do you know the story "Susambil"?
Where do the animals want to go? Why?

2a Find the words in the Wordlist.

fresh air clean water bull



2b Listen, look and say.

Where do you go?



What is Susambil?

I want to go to Susambil, too.

I want to go to Susambil.

Let's go to Susambil!



There's a lot of grass, fresh air, and clean water there.



Where do you go?

We want to go to Susambil, too.

Where do you go?

We want to go to Susambil. There's a lot of grass, fresh air, and clean water there.

Let's go to Susambil!



Where do you go?

I want to go to Susambil, too.



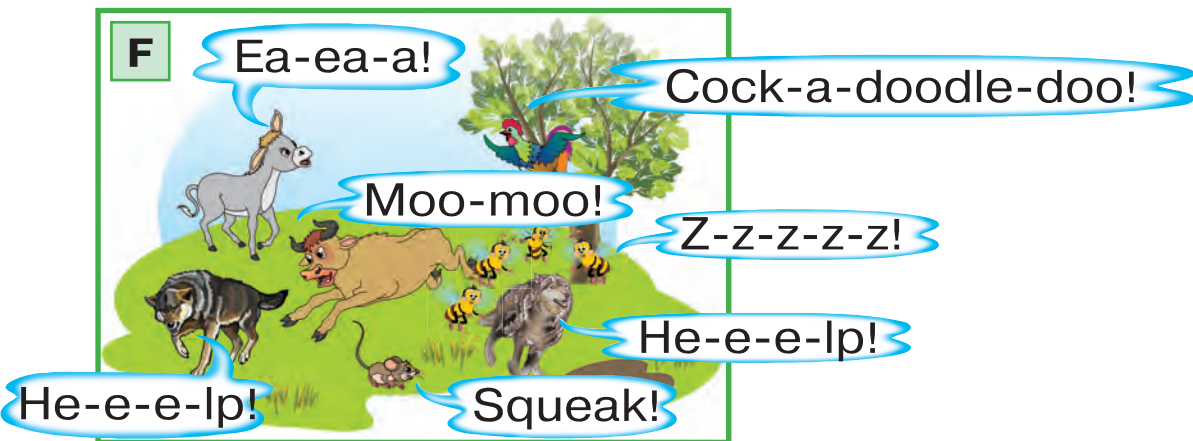

We want to go to Susambil. There's a lot of grass, fresh air, and clean water there.

Let's go to Susambil!



Unit 14 The world of fairy tales

Lesson 3 Let's go to Susambil!



3 Work in groups. Discuss and say the end of the story.

Lesson 4 Let's play!

1 Play "Simon says".

2 Work in teams. Choose and say.

Sing a song	Likes and dislikes	The days of the week	The months	The seasons
10	10	10	10	10
20	20	20	20	20
30	30	30	30	30

Revision 11

1  **Work in groups of 3. Play “Look and say”.**

classroom things	school subjects	animals
e.g. eraser	English	elephant

2 **Work in pairs. Ask and write.**

A: What’s your favourite game?

B:

		me	my partner
1	favourite game		
2	favourite season		
3	favourite day		
4	favourite subject		

3a **Read and match.**

- | | |
|--|--|
| <p>1 Do you watch</p> <p>2 Do you play</p> <p>3 Do you like</p> <p>4 Do you have</p> <p>5 Do you speak</p> | <p>a) Russian on Friday?</p> <p>b) reading books?</p> <p>c) English?</p> <p>d) computer games?</p> <p>e) cartoons on TV?</p> |
|--|--|

3b **Work in pairs. Ask and answer the questions.**

4 **Work in pairs. Ask and write.**



A: When do you get up?

B: At 7 o’clock.

	me	
get up	7.00	
have breakfast		
come home		
do (your) homework		
go to bed		

Revision 12

Work in pairs. Do the quiz “I can ...”.

- 1) **I can sing the “ABC” song.**
Men “A’lipbe” qosi’g’i’n ayta alaman. 
- 2) **I can speak about my friend.**
Men dosti’m haqqi’nda ayta alaman.
- 3) **I can do sums.**
Men mi’sallar isley alaman. 
- 4) **I can speak about my free time.**
Men bos waqti’m haqqi’nda ayta alaman. 
- 5) **I can speak about my day off.**
Men dem ali’s ku’nim haqqi’nda ayta alaman.
- 6) **I can speak about classroom things.**
Klastag’i’ zatlar haqqi’nda ayta alaman.
- 7) **I can say the time.**
Saatti’ ayta alaman. 
- 8) **I can speak about my school.**
Mektebim haqqi’nda ayta alaman.
- 9) **I can speak about my favourite subject.**
Su’yikli pa’nim haqqi’nda ayta alaman.
- 10) **I can say what I like/don’t like.**
Unataturg’i’n ha’m unatpayturg’i’n zatlarim haqqi’nda ayta alaman.
- 11) **I can say the months.**
Aylardi’ ayta alaman. 
- 12) **I can speak about holidays.**
Bayramlar haqqi’nda ayta alaman. 
- 13) **I can speak about my day.**
Men ku’n ta’rtibimdi ayta alaman. 
- 14) **I can speak about clothes.**
Kiyimler haqqi’nda ayta alaman.
- 15) **I can speak about fairy tales.**
Yerteklerdi ayta alaman.

Parent's corner

Hu'rmetli ata-analar!

1-klass dawami'nda balalari'mi'z woqi'w ha'm jazi'wsi'z, woyi'nlari tiykari'nda, ti'n'law ha'm so'ylew arqali' inglil tilinen sabaq alg'an, Siz bolsa wolardi'n' klasta u'yrengen bilimlerin u'yde bekkemlewe, u'yge tapsi'rmalari'n wori'nlawi'na ja'rdemin'izdi ayamag'an yedin'iz. 2-klasta da Siz wolar menen birge shug'i'llani'wg'a waqit tawi'p, wolardi'n' inglil tilinen bilim da'rejelerin ja'ne de ko'teriwge wo'z u'lesin'izdi qosasi'z, degen u'mittemiz.

Siz ushi'n usi'ni'li'p ati'rg'an to'mendegi betlerde berilgen su'wretli so'z ha'm so'z dizbeklerin, a'dettegidey, soraw ha'm juwaplarda qollani'wi'n'iz ha'm bul arqali' balalar menen inglil tilinde ko'birek shug'i'llani'wi'n'iz mu'mkin.

Berilgen inglil tilindegi ga'p, so'z ha'm so'z dizbeklerinin transkripciyasi'n woqi'wdan aldin to'mende keltirilgen qag'i'ydarlar, fonetikali'q mag'lummatlar menen jaqsi'lap tani'si'p shi'g'i'wi'n'iz, inglil tiline ta'n ayi'ri'm seslerdi (a'sirese, [θ], [ð], [v], [w], [i:], [ɔ:], [ɑ:], [u:], [ɜ:], [æ], [eə], [ʊə]) ayti'wda qi'yi'nshi'li'q sezsen'iz, wolar haqqi'nda ustazi'n'izdan ja'rdem sorasan'iz maqsetke muwapi'q boladi'.

Inglil tilinin' dawisi'li' ha'm dawissi'z sesleri

Inglil tili a'lipbesi 26 ha'ripten ibarat bolip, wolardan 20 si' dawissi'z (b, c, d, f, g, h, j, k, l, m, n, p, q, r, s, t, v, w, x, z), 6 wi' bolsa dawisi'li' (a, e, i, o, u, y) ha'ripler yesaplanadi'. Bul dawisi'li' ha'm dawissi'z ha'ripler ja'mi bolip 44 (24 dawissi'z ha'm 20 dawisi'li') sest beredi.

Bul seslerdi to'mendegi sali'sti'rmali' keste arqali' qaraqalpaq tilindegi bar sesler menen sali'sti'ri'p, an'sat g'ana u'yrenip ali'wi'n'iz ha'm usi' kitaptag'i' inglil tilindegi so'zlerdin' transkripciyasi'n woqi'y ali'w ha'm de inglil tilinde yerkin so'ylewdi duri's a'melge asi'ri'w imkaniyati'na iye bolip'wi'n'iz mu'mkin.

So'zlerdin' transkripciyasi' worta [] qawislar ishinde berilgen. Transkripciyada tiykarg'i' pa't ['] (ma'selen: cabbage [ˈkæbɪdʒ]), yekilemshi, yag'ni'y ku'shsizlew pa't bolsa [,] belgisi menen berilgen (ma'selen: engineer [ˌendʒɪnɪə]).

Inglil ha'm qaraqalpaq tilleri dawissi'z seslerinin' sali'sti'rmali' kestesini

Inglil tili dawissi'z sesleri	Qaraqalpaq tilindegi uqsas sesler	Inglil tili dawissi'z sesleri	Qaraqalpaq tilindegi uqsas sesler
[p] p lum [pɫʌm]	p erde	[s] s un [sʌn]	s a'lem
[b] b ath [bɑ:θ]	b a'ha'r	[z] z oo [zu:]	z erger
[t] t ell [tel]	t al	[ʃ] sh ip [ʃɪp]	sh arf
[d] d rop [drɒp]	d a'n	[ʒ] trea s ure [ˈtreʒə]	j urnal
[k] k ing [kɪŋ]	k itap	[h] h ot [hɒt]	h a'reket
[g] g et [get]	g u'l	[m] m y [maɪ]	m aqala
[tʃ] ch ip [tʃɪp]	ch emodan	[n] n ew [nju:]	n an
[dʒ] j ump [dʒʌmp]	kolled j	[ŋ] sing [sɪŋ]	bizin',menin'
[f] f un [fʌn]	f ermer	[l] l ake [leɪk]	l ala
[v] v ase [vɑ:z]	v ertolyot	[r] r ole [rəʊl]	s u'wret*** ³
[θ] th ink [θɪŋk]	*** ¹	[j] y ear [jɪə]	y aramazan
[ð] th at [ðæt]	*** ²	[w] w ing [wɪŋ]	watan*** ⁴

***Tu'sindirme:

1) Inglis tilinde "th" ha'ripler birikpesi bazi'da [θ] sesin, al basqa waqi'tlarda [ð] sesin beredi. [θ] sesi qaraqalpaq tilindegi "s" sesine sa'ykes kelse de, wol biraz basqasharaq ayti'ladi'. Wol tis arali'g'i' sesi yesaplanadi'. Demek, [θ] sesin ayti'w ushi'n til ushi' tisler arasi'na keltirilip, hawa daw'i'ssi'z shi'g'ari'ladi'. [θ] sesin qag'i'ydag'a muwapi'q duri's ayti'w ha'm woni' qaraqalpaq tilindegi "s" sesindey ayti'lmawi' kerek. Kerisinshe, pu'tkilley basqa ma'niske iye so'z an'lati'li'wi' mu'mkin. Sali'sti'ri'n': **think** (woylaw) — **sink** (sho'giw); **thin** (juqa, jin'ishke) — **sin** (gu'na);

2) [ð] sesi qaraqalpaq tilindegi "z" sesine sa'ykes kelse de wonnan biraz wo'zgeshe. Wol da tis arali'g'i' sesi yesaplanadi'. Soni'n' ushi'n, [ð] sesin aytqanda til ushi' tis arali'g'i'na keltiriledi ha'm hawa daw'i'sli' boli'p shi'g'adi';

3) Inglis tilindegi [r] sesi qaraqalpaq tilindegi "r" dirildewik sesinen wo'zgeshe ayti'ladi'. Inglis tilindegi [r] sesi tan'lay jumsaq sesi yesaplanadi', yag'ni'y wol til ushi'n tan'layg'a ko'terip, woni' dirildetpesten ayti'ladi';

4) Inglis tilindegi [w] sesi de qaraqalpaq tilindegi "v" sesinen wo'zgeshe ayti'ladi'. Inglishe [w] sesi qaraqalpaqsha "v" sesinen ayi'rmashi'li'g'i' u'lken yerinsiz. Wol yerinlerdi sozi'p, do'n'gelek payda yetiw arqali' ayti'ladi'. [w] sesi qag'i'ydag'a muwapi'q duri's ayti'w ha'm woni' qaraqalpaq tilindegi "v" sesindey ayti'lmawi' kerek. Kerisinshe, basqa ma'nige iye so'z ayti'lg'an boladi'. Sali'sti'ri'n': **west** (bati's) — **vest** (mayka; jen'siz).

Inglis ha'm qaraqalpaq tilleri daw'i'sli' seslerinin' sali'sti'rmali' kestesini

Inglis tili daw'i'sli' sesleri	Qaraqalpaq tilindegi uqsas sesler	Inglis tili daw'i'sli' sesleri	Qaraqalpaq tilindegi uqsas sesler
[i:] each [i:ʃ]	*** ¹	[ɜ:] learn [ɜ:n]	*** ¹
[ɪ] its [ɪts]	iz	[ə] river [ˈrɪvə]	ju'da'
[e] leg [leg]	yeliw	[eɪ] say [seɪ]	a'ne key , mine key
[æ] bag [bæg]	*** ^{2a}	[əʊ] go [gəʊ]	telesh ou
[ɑ:] car [kɑ:]	*** ¹	[aɪ] fine [faɪ]	ay , i'lay
[ɒ] top [tɒp]	top	[aʊ] cloud [klaʊd]	pauza
[ɔ:] forty [ˈfɔ:ti]	*** ¹	[ɔɪ] coin [kɔɪn]	moyi'n
[ʊ] good [gʊd]	ku'n	[hɪə] here [hɪə]	shiye, iye
[u:] rule [ru:l]	*** ¹	[eə] chair [tʃeə]	*** ^{2b}
[ʌ] cut [kʌt]	qant	[ʊə] usual [ˈju:ʒʊəl]	*** ^{2d}

***Tu'sindirme:

1) Inglis tilinde sozi'mli' sesler [:] transkripsiya belgisi menen ko'rsetiledi. Qaraqalpaq tilinde [i:], [ɔ:], [ɑ:], [u:] ha'm [ɜ:] si'yaqli' sozi'mli' sesler joq. Biraq to'mendegi sesler sozi'p woqi'lsa, wolardi'n' ayti'li'wi'n uqsati'w mu'mkin: **iyne** [ɪ] — **iyne** [i:]; shalg'**am** [ɒ] — shalg'**aam** [ɑ:]; pa'**a'n** [æ] — pa'**a'a'n** [æ]; bul [ʊ] — **buul** [u:]; alti'**n** [i] — alti'**i'n** [i:];

2) qaraqalpaq tilinde [æ], [eə] ha'm [ʊə] si'yaqli' seslerde joq. Soni'n' ushi'n wolardi' ayti'w woqi'wshi'lar ushi'n biraz qi'yi'nshi'li'q tuwdi'ri'wi' ta'biyy. Bul seslerge to'mendegishe ani'qlamaberiw mu'mkin:

a) [æ] sesi a ha'm e sesleri birigiwinen quraladi'. Wol qaraqalpaq tilindegi "e" sesine uqsas, biraq [æ] sesin ayti'w ushi'n awi'z "e" nin' ayti'li'wi'na qarag'anda ken'lew ashi'ladi'.

b) [eə] sesi [e] ha'm [ə] sesleri birigiwinen quraladi'. [eə] sesin aytqani'mi'zda [e] sesinen baslap, [ə] sesi menen tamamlawi'mi'z kerek;

d) [ʊə] sesi [ʊ] ha'm [ə] sesleri birigiwinen quraladi'. [ʊə] sesin aytqani'mi'zda [ʊ] sesinen baslap, [ə] sesi menen tamamlawi'mi'z kerek.

Unit 1 All around me

A a [eɪ]



apple
[ˈæpl]
alma

apricot
[ˈeɪprɪkɒt]
yerik



B b [bi:]

bee
[bi:]
pal ha'rre



balloon
[bə'lʊ:n]
shar



banana
[bə'nɑ:nə]
banan



C c [si:]

cat
[kæt]
pi'shi'q



cow
[kaʊ]
si'yi'r



D d [di:]

doll
[dɒl]
quwi'rshaq



duck
[dʌk]
u'yrek



E e [i:]

elephant
[ˈelɪfənt]
pil



eggplant
[ˈegplɑ:nt]
baqlajan



Enlish
[ˈɪŋɡlɪʃ]
inglis tili



F f [ef]

fish
[fɪʃ]
bali'q



frog
[frɒɡ]
qurbaqa



G g [dʒi:]

grapes
[greɪp]
ju'zim



goat
[gəʊt]
yeshki



H h [eɪtʃ]

head
[hed]
bas



hair
[heə]
shash



horse
[hɔ:s]
at



Unit 2 Days of the week

I i [aɪ]

ice-cream

[aɪs'kri:m]
muzqaymaq




in

[ɪn]
ishinde



pink

[pɪŋk]
aqshi'l qi'zg'i'lt ren'



J j [dʒeɪ]

jump

[dʒʌmp]
sekiriw



jam

[dʒæm]
djem



K k [keɪ]

kite

[kaɪt]
pa'tpelek



kangaroo

[kæŋgə'ru:]
kenguru



L l [el]

lemon

['lemən]
limon



lion

['laɪən]
ari'slan



M m [em]

mother

['mʌðə]
ana



mouse

[maʊs]
ti'shqan



N n [en]

nine

[naɪn]
tog'i'z



nose

[nəʊz]
muri'n



Unit 3 Days of the week

O o [əʊ]

orange

['ɒrɪndʒ]
apelsin



open

['əʊpən]
ashi'q, ashi'w



P p [pi:]

plane

[pleɪn]
samolyot



parrot

['pærət]
toti'qus



peach

[pi:tʃ]
shabdai



Q q [kju:]

queen
[kwi:n]
maliyka



question
['kwestʃn]
soraw



R r [ɑ:]

robot
['rəʊbɒt]
robot



car
[kɑ:]
avtomobil



rain
[rem]
jawi'n



S s [es]

spring
['sprɪŋ]
ba'ha'r



summer
['sʌmə]
jaz



seven
['sevn]
jeti



T t [ti:]

teddy
['tedi]
ayi'w (woyi'nshi'q)



tiger
['taɪgə]
jolbari's



train
[trem]
poezd



U u [ju:]

under
['ʌndə]
asti'nda



cucumber
['kju:kʌmbə]
qi'yar



V v [vi:]

vase
[vɑ:z]
vaza, gu'ltu'bek



Unit 4 M y hobby

W w [ˈdʌblju:]

winter
['wɪntə]
qi's



windy
['wɪndi]
samalli'



watermelon
['wɔ:təmelən]
g'arbi'z



X x [eks]

taxi
['tæksi]
taksi



box
[bɒks]
quti'



Y y [waɪ]

yellow

[ˈjeləʊ]
sari'



monkey

[ˈmʌŋki]
maymi'l



fly

[flaɪ]
ushi'w



Z z [zed]

zebra

[zi:brə]
zebra



zoo

[zu:]
haywanat bag'i'



Unit 5 My day off

I like watching TV.

[aɪ 'laɪk 'wɒtʃɪŋ ,ti:'vi:]
Men televizor ko'riwdi
unataman.

I don't like playing tag.

[aɪ 'dəʊnt ,laɪk 'pleɪŋ 'tæg]
Men quwi'spaq woynag'andi'
unataman.

**Do you like
swimming?**



[du: ju: 'laɪk 'swɪmɪŋ]
Siz ju'ziwdi
unatasi'z ba?

Yes, I do.

[jes aɪ 'du:]
Awa.

No, I don't

[nəʊ aɪ 'dəʊnt]
Yaq.



playing hopscotch

['pleɪŋ 'hɒpskɒtʃ]
teppek woynaw



watching TV

['wɒtʃɪŋ ,ti:'vi:]
televizor ko'riw



playing games

['pleɪŋ 'geɪmz]
woyi'n woynaw



playing see-saw

['pleɪŋ 'si:sɔ:]
kachalkada ushi'w



jumping a rope

['dʒʌmpɪŋ ə 'rəʊp]
jipite sekiriw



running

[ˈrʌnɪŋ]
juwi'ri'w



playing tag

['pleɪŋ 'tæg]
quwi'spaq woynaw



climbing

['klaɪmɪŋ]
wo'rmelew



swimming

['swɪmɪŋ]
ju'ziw



Unit 6 School things

How old are you?

[ˈhɑʊ 'əʊld 'ɑː juː]
Jasi'n'i'z neshede?



I'm eight.

[aɪm 'eɪt]
Men segiz
jastaman.

**How old is your sister/
brother?**

[ˈhɑʊ 'əʊld ɪz jɔː 'sɪstə / 'brʌðə]
Sizin' qari'ndasi'n'i'z,
ag'an'i'z neshe jasta?



**She/he is
fifteen.**

[ʃiː / hiː ɪz fɪftiːn]
Wol on bes
jasta.

eleven

[ɪˈlevn]
won bir



twelve

['twelv]
won yeki



thirteen

[ˈθɜːtiːn]
won u'sh



fourteen

[fɔːtiːn]
won to'rt



fifteen

['fɪftiːn]
won bes



sixteen

['sɪks'tiːn]
won alti'



seventeen

['sevn'tiːn]
won jeti



eighteen

['eɪtiːn]
won segiz



nineteen

['naɪntiːn]
won tog'i'z



twenty

['twenti]
jigirma



What's in your bag?

['wɒts ɪn jɔː 'bæg]
Sumkan'i'zda ne bar?

I've got ... in my bag.

[aɪ 'hæv ... ɪn maɪ 'bæg]
Sumkamda ... bar.

pencil case [ˈpensl keɪs] qa'lem salg'i'sh, **sharpener** [ˈʃɑːpnə] qa'lem shi'g'arg'i'sh, **eraser** [ɪ'reɪzə] wo'shargish, **album** [ˈælbəm] albom, **ruler** [ruːlə] si'zg'i'sh, **colour pencils** ['kʌlə , penslz] tu'r qa'lemeler.

Can I have ... please?

[kən aɪ 'hæv ... 'pli:z]
Wo'tinish ... ni' alsam
bola ma?

Yes, here you are.

[jes 'hiə ju'ɑ:]
Awa, ma' ali'n'.

Thank you.

['θæŋk ju:]
Raxmet.

No, sorry.

['nəʊ 'sɒri]
Yaq, keshirersiz.

Unit 7 My school

Is this your teacher?

[ɪz ðɪs ju: 'ti:tʃə]
Bul sizin'
woqi'ti'wshi'n'i'z
ba?



Yes. This is my teacher Mrs Brown.

[jes. 'ðɪsɪz maɪ 'ti:tʃə 'mɪsɪz
'braʊn]
Awa, bul menin'
woqi'ti'wshi'm, Braun
xani'm.



Is that a library?

[ɪz ðæt ə 'laɪbrəri]
Anaw
kutapxanama?



No, it's a canteen.

['nəʊ, ɪts ə kæn'ti:n]
Yaq, wol asxana

Is this a library?

[ɪz ðɪs ə
'laɪbrəri]
Bul kitapxana
ma?



Yes.
[jes]
Awa.

desk

[desk]
parta

floor

[flɔ:]
qabat

door

[dɔ:]
yesik

window

['wɪndəʊ]
ayna

board

[bɔ:d]
doska

table

['teɪbl]
stol

chair

[tʃeə]
stul

classroom ['kla:srɒm] klass

an English room

a library

Our school is big. [aʊə 'sku:l ɪz 'bɪg] Bizin' mektebimiz u'lken.

library ['laɪbrəri] kitapxana

gym [dʒɪm] sport zali'

a maths room

canteen [kæn'ti:n] asxana

a canteen

a gym

school rooms ['sku:l 'ru:mz] mektep bo'lmeleri

Unit 8 Time



morning ['mɔ:nɪŋ] azang'i' waqi't

in the morning [ɪn ðə 'mɔ:nɪŋ] azanda, azang'i' waqi'tta



afternoon [ɑ:ftə'nu:n] tu'sten keyingi waqi't

in the afternoon [ɪn ðə ,ɑ:ftə'nu:n] tu'sten keyin



evening ['i:vnɪŋ] tu'n

in the evening [ɪn ðə 'i:vnɪŋ] kechquri'n, tu'nde

What's the time? ['wɒts ðə 'taɪm] Saat neshe boldi'?



It's one o'clock. [ɪts 'wʌn ə'klɒk] Saat bir boldi'.



It's one thirty. [ɪts 'wʌn 'θɜ:ti] Saat bir yari'm boldi'.



It's 3 o'clock. [ɪts 'θri: ə'klɒk] Saat u'sh.
I play games. [aɪ 'pleɪ 'geɪmz] Men woyi'n woynayman.

What's your favourite time? ['wɒts jɔ: 'feɪvərɪt 'taɪm] Su'yikli waqti'n'i'z qashan?

get up [get ʌp] worni'nan turi'w, **go to school** [gəʊ tə 'sku:l] mektepke bari'w, **play games** [pleɪ 'geɪmz] woyi'n woynaw, **brush teeth** [brʌʃ 'ti:θ] tis juwi'w, **at eight o'clock** [ət 'eɪt ə'klɒk] saat segizde, **watch TV** ['wɒtʃ ,ti:'vi:] televizor ko'riw

Unit 9 School subjects

My favourite subject is English.

[maɪ 'feɪvərɪt 'sʌbdʒɪkt ɪz 'ɪŋɡlɪʃ]

Menin' su'yikli pa'nim inglis tili.

Amir likes Maths, English and PE.

[ʌmɪr 'laɪks 'mæθs, 'ɪŋɡlɪʃ ənd 'pi: 'i:]

Amir matematika, inglis tili ha'm dene ta'rbiyasi'n unatadi'.

He doesn't like music.

[hi: 'dʌznt 'laɪk 'mju:zɪk]

Wol muzi'kani' unatpaydi'.



What's your favourite subject?

['wɒts jɔ: 'feɪvərɪt 'sʌbdʒɪkt]

Su'yikli pa'nin'iz ne?

Jasur gets up at 7 o'clock.

[dʒʌ'sʊr 'gets ʌp ət 'sevn ə'klɒk]

Jasur saat 7 de turadi'.

He brushes his teeth at 7.30.

[hi: 'brʌʃɪz hɪz 'ti:θ ət 'sevn 'θɜ:ti]

Wol tiserin 7.30 da juwadi'.

He goes to school at 8.

[hi: 'gəʊz tə 'sku:l ət 'eɪt]

Wol saat 8 de mektepke baradi'.



English

['ɪŋɡlɪʃ]

Inglis tili



Russian

['rʌʃn]

Rus tili



Music

['mju:zɪk]

Muzi'ka



Art

[ɑ:t]

Su'wretleu wo'neri



Reading

['ri:dɪŋ]

Woqi'w kitabi'



Mother tongue

[ˌmʌðə 'tʌŋ]


Ana tili



PE

['pi: 'i:]

Dene ta'rbiyasi'



Maths

['mæθs]

Matematika

Unit 10 Months



What's your favourite month?

[ˈwɒts jɔː ˈfeɪvərɪt ˈmʌnθ]
Jaqsi' ko'retug'i'n
ayi'n'i'z?

March.

[mɑːtʃ]
Mart ayi'.



January [ˈdʒænjʊəri] yanvar
February [ˈfebrʊəri] fevral
March [mɑːtʃ] mart
April [ˈeɪprəl] aprel
May [meɪ] may
June [dʒuːn] iyun
July [dʒʊˈlaɪ] iyul
August [ˈɔːgəst] avgust
September [ˌsepˈtɛmbə] sentyabr
October [ˌɒkˈtəʊbə] oktyabr
November [ˌnəʊˈvɛmbə] noyabr
December [ˌdiːˈsɛmbə] dekabr

There are 28 days in February.

[ˈðɛrɑː ˌtwɛnti ˈeɪt ˈdeɪz ɪn ˈfebrʊəri]
Fevral ayi'nda 28 ku'n bar.

There are 30 days in April.

[ˈðɛrɑː ˈθɜːti ˈdeɪz ɪn ˈeɪprəl]
Aprel ayi'nda 30 ku'n bar.

21 twenty-one [ˌtwɛnti ˈwʌn] jigirma bir
22 twenty-two [ˌtwɛnti ˈtuː] jigirma yeki
23 twenty-three [ˌtwɛnti ˈθriː] jigirma u'sh
24 twenty-four [ˌtwɛnti ˈfɔː] jigirma to'rt
25 twenty-five [ˌtwɛnti ˈfaɪv] jigirma bes

26 twenty-six [ˌtwɛnti ˈsɪks] jigirma alti'
27 twenty-seven [ˌtwɛnti ˈsevn] jigirma jети
28 twenty-eight [ˌtwɛnti ˈeɪt] jigirma segiz
29 twenty-nine [ˌtwɛnti ˈnaɪn] jigirma tog'i'z
30 thirty [ˈθɜːti] woti'z
31 thirty-one [ˌθɜːti ˈwʌn] woti'z bir



When's your birthday?

[ˈwɛnz jɔː ˈbɜːθdɪ]
Tuwi'lg'an ku'nin'iz qashan?

It's in May.

[ɪts ɪn ˈmeɪ]
May ayi'nda.



Unit 11 Holidays



It's my birthday in June! We sing and eat cakes.

[ɪts maɪ 'bɜːθdeɪ ɪn 'dʒuːn. wɪ
'sɪŋ ənd 'iːt 'keɪks]

Menin' tuwi'lg'an
ku'nim iyun ayi'nda.
Biz qosi'q aytami'z
ha'm tort jeymiz.



In Korea we plant flowers and trees in April.

[ɪn kə'riə wɪ 'plɑːnt 'flaʊəz
ənd 'triːz ɪn 'eɪprəl]

Koreyada biz gu'ller
ha'm tereklerdi aprel
ayi'nda yegemiz.

Uzbekistan

[ˌuːzbeɪkɪ'stɑːn]
O'zbekistan



dance

['dɑːns]
ayaq woyi'ng'a
tu'siw

special food

[ˌspeʃl 'fuːd]
arnawli' tag'am



Independence Day

[ˌɪndɪ'pendəns 'deɪ]
G'a'rezsizlik ku'ni



Korea

[kə'riə]
Koreya

plant

[plɑːnt]
wo'simlik woti'rg'i'zi'w

Earth Day

['ɜːθdeɪ]
Jer ku'ni

presents

['preznts]
sawg'alar



Women's Day

[ˌwɪmɪnz 'deɪ]
Hayal-qi'zlar ku'ni

New Year's Day

[ˌnjuː 'jɪəz 'deɪ]
Jan'a ji'l ku'ni

parade

[pə'reɪd]
parad

Teachers' Day

[ˌtiːtʃəz 'deɪ]
Woqi'ti'wshi'lar ku'ni

Unit 12 My day

When do you get up?

[ˈwen du: ju: ˈget ʌp]

Siz qashan woyanasi'z?

I get up at six.

[aɪ ˈget ʌp ət ˈsɪks]

Men saat alti'da woyanaman.



It's time to ...

[ɪts ˈtaɪm tə ...]

... payi'ti' boldi'

make a bed

[ˈmeɪk ə ˈbed]

worni'n ji'ynasti'ri'w



do morning exercises

[ˈdu: ˈmɔːnɪŋ ˈeksəsaɪzɪz]

azang'i' dene

shi'ni'g'i'wi'n islew



get dressed

[ˈget ˈdrest]

kiyiniw

comb hair

[ˈkəʊm ˈheə]

shash taraw



have lunch

[ˈhæv ˈlʌntʃ]

tu'sleniw



do homework

[ˈdu: ˈhəʊmwɜ:k]

u'y tapsi'rmasi'n

wori'nlaw



wash face and hands

[ˈwɒʃ ˈfeɪs ənd ˈhændz]


bet ha'm qollari'n juwi'w



She is sad.

[ʃi:z ˈsæd]

Wol qapa.



We are happy.

[wi ˈɑ: ˈhæpi]

Biz baxi'tli'mi'z.



You are late.

[ju ˈɑ: ˈleɪt]

Siz kesh qaldi'n'i'z.



It is hungry.

[ɪts ˈhʌŋɡri]

Woni'n' qarni'

ash.



He is tired.

[hi:z ˈtaɪəd]

Wol sharshadi'.




They are busy.

[ðeɪ ˈɑ: ˈbɪzi]

Wolar ba'nt.



Unit 13 Clothes



T-shirt
[ti:ʃɜ:t]
futbolka

skirt
[skɜ:t]
yubka

trainers
[ˈtreɪnəz]
krossovka

cap
[kæp]
kepka

hat
[hæt]
qalpaq

shirt [ʃɜ:t]
yer balalar
ko'ylegi

dress
[dres]
ko'ylek

wear
[weə]
kiyw, kiyip ali'w



jeans
[ˈdʒi:nz]
jinsi

shorts
[ˈʃɔ:ts]
shortik, kelte shalbar



uniform
[ˈju:nɪfɔ:m]
uniforma, forma

jacket
[ˈdʒækɪt]
kelte kamzol, kastyum

trousers
[ˈtraʊzəz]
shalbar

doctor
[ˈdɒktə]
shi'paker

cook
[kʊk]
aspaz

pilot
[ˈpaɪlət]
ushi'wshi'

Where are my jeans?
[ˈweərə maɪ ˈdʒi:nz]
Jinsiyim qayerde?
They are on the chair.
[ðeɪ ˈɑ: ɒn ðə ˈtʃeə]
Wol stol u'stinde.

Where is my shirt?
[ˈweəz maɪ ˈʃɜ:t]
Ko'ylegim qayerde?
It's on the table.
[ɪts ɒn ðə ˈteɪbl]
Wol stol u'stinde.



Wordlist

adj – adjective – kelbetlik *prep* – preposition – predlog
num – number – sanli'q *int* – interjection – u'ndew so'z
adv – adverb – ra'wish *pron* – pronoun – almasi'q
pl – plural – ko'plik *n* – noun – atli'q
conj – conjunction – da'neker *v* – verb – feyil

English

Qaraqalpaqsha

A a

a [ə]
about *prep* [ə'baʊt]
afternoon *n* [ɑ:ftə'nu:n]
in the afternoon *adv*
air *n* [eə]
album *n* ['ælbəm]
alphabet *n* ['ælfəbet]
America *n* [ə'merikə]
an [ən, æn]
and *conj* [ənd, ænd]
And you? [ənd'ju:]
animal *n* ['ænɪm(ə)l]
answer *n, v* [ɑ:nsə]
apple *n* ['æp(ə)l]
apricot *n* ['eɪprɪkɒt]
April *n* ['eɪpr(ə)l]
are *v* [ɑ:]
Are you ...?
arm *n* [ɑ:m]
art *n* [ɑ:t]
ask *v* [ɑ:sk]
at *prep* [ət, æt]
August *n* ['ɔ:gəst]
autumn *n* ['ɔ:təm]

B b

baby *n* ['beɪbi]
bad *adj* [bæd]

belgisiz artikl
haqqi'nda
tu's vaqti'
tu'ste
hawa
albom
a'lipbe
Amerika
belgisiz artikl
ha'm
Siz-she?
haywan
juwap; juwap beriw
alma
yerik
aprel
boli'w (ko'plikte)
Siz ...be?
qol
su'wretlew wo'neri
soraw
... da
avgust
gu'z

na'reste, bo'pe
jaman

bag *n* [bæg]
 ball *n* [bɔ:l]
 banana *n* [bə'nɑ:nə]
 basketball *n* ['bɑ:skɪtbɔ:l]
 bear *n* [beə]
 bee *n* [bi:]
 big *adj* [bɪg]
 bird *n* [bɜ:d]
 birthday *n* ['bɜ:θdɪ]
 black *adj* [blæk]
 board *n* [bɔ:d]
 blue *adj* [blu:]
 book *n* [bʊk]
 brother *n* ['brʌðə]
 box *n* [bɒks]
 boy *n* [bɔɪ]
 brown *adj* [braʊn]
 brush *n, v* [brʌʃ]
 brush teeth
 bull *n* [bʊl]
 busy *adj* ['bɪzi]

C c

cabbage *n* ['kæbɪdʒ]
 cake *n* [keɪk]
 calendar *n* ['kælɪndə]
 can *v* [kæn, kən]
 Can I have ...?
 canteen [kæn'ti:n]
 cap *n* [kæp]
 car *n* [kɑ:]
 carrot *n* ['kærət]
 cartoon *n* [kɑ:'tu:n]
 cat *n* [kæt]
 chair *n* [tʃeə]
 chant *n* [tʃɑ:nt]
 cherry *n* ['tʃeri]
 chick *n* [tʃɪk]

portfel, sumka
 top
 banan
 basketbol
 ayi'w
 pal ha'rresi
 u'lken
 qus
 tuwi'lg'an ku'n
 qara
 klass doskasi'
 ko'k
 kitap
 ag'a, ini
 quti'
 ul bala
 qon'i'r ren'
 1) chyotka; 2) chyotkalaw tislardi
 chyotka menen tazalaw
 wo'giz, bug'a
 jumi's penen ba'nt

kapusta
 tort, pirojniy
 kalendar
 isley ali'w, qoli'nan keliw
 ...ti alsam bola ma?
 asxana
 kepka, shapka
 avtomobil
 geshir
 multfilm
 pi'shi'q
 stul
 chant (kichi qosi'q)
 alsha
 sho'je

chicken <i>n</i> [ˈtʃɪkɪn]	tawi'q
children <i>n</i> [ˈtʃɪldrən]	balalar
clap <i>v</i> [klæp]	qol shappatlaw
class <i>n</i> [klɑ:s]	klass; sabaq
classroom <i>n</i> [ˈklɑ:srʊm]	klass bo'lmesi
clean <i>adv</i> [kli:n]	taza
clean water <i>n</i> [ˈkli:n'wɔ:tə]	taza suw
climb <i>v</i> [klaɪm]	wo'rmelep shi'g'i'w
clock <i>n</i> [klɒk]	saat
cloud <i>n</i> [klaʊd]	bult
cloudy <i>adj</i> [ˈklaʊdi]	bultli'
cold <i>adj</i> [kəʊld]	suwi'q
collect <i>v</i> [kə'lekt]	ji'ynaw
colour <i>n</i> [ˈkʌlə]	ren'
colour pencils <i>n</i>	ren'li qa'lemeler
comb <i>v</i> [kəʊm]	taraw
come <i>v</i> [kʌm]	keliw
complete <i>v</i> [kəm'pli:t]	tamamlaw
computer <i>n</i> [kəm'pjʊ:tə]	kompyuter
cool <i>adj</i> [ku:l]	salqi'n
cook <i>v</i> [kʊk]	pisiriw, awqat tayarlaw
copybook <i>n</i> [ˈkɒpi 'bʊk]	da'pter
corn <i>n</i> [kɔ:n]	da'n, g'a'lle
count <i>v</i> [kaʊnt]	sanaw
cow <i>n</i> [kaʊ]	si'yi'r
crayon <i>n</i> [ˈkreɪən]	ren'li por
crocodile <i>n</i> [ˈkrɒkədɑɪl]	krokadil
cucumber <i>n</i> [ˈkju:kʌmbə]	qi'yar
D d	
dad <i>n</i> [dæd]	a'ke
dance <i>v</i> [dɑ:ns]	ayaq woyi'ng'a tu'siw
dear <i>adj</i> [dɪə]	qa'dirli, a'ziz
December <i>n</i> [dɪ'sembə]	dekabr
desk <i>n</i> [desk]	jazi'w stoli', parta

do *v* [du:]
do crosswords
[du:'krɒswɜ:dz]
do morning exercises
[du: 'mɔ:nɪŋ 'eksəsaɪz]
do sums *v* [du: 'sʌmz]
doctor *n* ['dɒktə]
dog *n* [dɒg]
doll *n* [dɒl]
donkey *n* ['dɒŋki]
door *n* [dɔ:]
draw *v* [drɔ:]
dress *n* [dres]
duck *n* [dʌk]

E e

ear *n* [ɪə]
Earth Day *n* ['ɜ:θ 'deɪ]
eat (up) *v* [i:t (ʌp)]
eggplant *n* ['egplɑ:nt]
eight *num* [eɪt]
eighteen *num* [eɪ'ti:n]
eleven *num* [ɪ'levn]
English *n* ['ɪŋɡlɪʃ]
eraser *n* [ɪ'reɪzə]
evening *n* ['i:vnɪŋ]
in the evening *adv*
eye *n* [aɪ]

F f

fairytale *n* ['feəri 'teɪl]
family *n* ['fæməli]
father *n* ['fɑ:ðə]
favourite *adj* ['feɪvərɪt]
February *n* ['febrʊəri]
fifteen *num* ['fɪf'ti:n]
fifty *num* ['fɪftɪ]
find *v* [faɪnd]
finish *v, n* ['fɪnɪʃ]
fish *n* [fɪʃ]

wori'nlaw, islew
krossvord sheshiw
azang'i' deneta'rbiya
shi'ni'g'i'wlaridi' wori'nlaw
mi'saldi' sheshiw
doktor, vrach, shi'paker
ku'shik, iyt
quwi'rshaq
yeshek
yesik
su'wret sali'w
ko'ylek
u'yrek

qulaq
Jer ku'ni
jew, jep qoyi'w
baqlajan
segiz
won segiz
won bir
inglis tili
wo'shirgish
kechquri'n, tu'n
kechquri'n, tu'nde
ko'z

yertek
shan'araq
ata
su'yikli
fevral
won bes
yeliw
tabi'w
tamamlaw; aqi'ri'
bali'q

five *num* [faɪv]
 floor *n* [flɔː]
 fly *v* [flaɪ]
 fly a kite *v*
 food *n* [fuːd]
 football *n* ['fʊtbɔːl]
 for *prep* [fɔː, fə]
 forty *num* ['fɔːti]
 four *num* [fɔː]
 fourteen *num* ['fɔː'ti:n]
 fresh *adj* [freʃ]
 fresh air *n*
 Friday *n* ['fraɪdi]
 friend *n* [frend]
 frog *n* [frɒg]
 fun *n* [fʌn]

G g

game *n* [geɪm]
 get dressed *v* ['get 'drest]
 get up *v* ['get 'ʌp]
 girl *n* [gɜːl]
 give *v* [gɪv]
 go *v* [gəʊ]
 go to school *v*
 goat *n* [gəʊt]
 good *adj* [gʊd]
 Good morning!
 ['gʊd 'mɔːnɪŋ]
 grape [greɪp]
 grass *n* [grɑːs]
 great *adj* [greɪt]
 green *adj* [gri:n]
 grey *adj* [greɪ]
 group *n* [gru:p]
 guess *v* [ges]
 gym *n* [dʒɪm]

bes
 1) qabat; 2) pol
 ushi'w
 pa'tpelek ushi'ri'w
 awqat, jemis
 futbol
 ushi'n
 qi'rq
 to'rt
 won to'rt
 ti'ni'q
 taza hawa
 juma
 dos
 qurbaqa
 quwani'sh

 woyi'n
 kiyiniw
 worni'nan turi'w
 qi'z bola
 beriw
 bari'w, ju'riw
 mektepke bari'w
 yeshki
 jaqsi'
 Qayi'rli' tan'!

 ju'zum
 sho'p, maysa
 ulli', zor
 jasi'l
 ku'lren'
 topar
 shamalaw
 gimnastika (sport) zali'

H h

hair *n* [heə]
hand *n* [hænd]
handball *n* ['hændbɔ:l]
happy *adj* ['hæpi]
hat *n* [hæt]
have *v* [hæv]
I have ... ['aɪ hæv]
have breakfast *v*
['hæv 'brekfəst]
have lunch *v*
['hæv 'lʌntʃ]
he *pron* [hi:]
head *n* [hed]
hello [hə'ləʊ]
hen *n* [hen]
her *pron* [hɜ:]
hi [haɪ]
his *pron* [hɪz]
His/her name is ...
hobby *n* ['hɒbi]
holiday *n* ['hɒlɪdeɪ]
hop *v* [hɒp]
hopscotch *n* ['hɒpskɒtʃ]
horse *n* [hɔ:s]
hot *adj* [hɒt]
hot dog *n* ['hɒtdɒg]
hungry *adj* ['hʌŋgri]

I i

I *pron* [aɪ]
I like ... ['aɪ 'laɪk]
I like doing ...
in *prep* [ɪn]
Independence Day *n*
['ɪndɪpendəns deɪ]
interview *n* ['ɪntəvju:]
is *v* [ɪz]

shash
qol
qol tobi'
baxi'tli'
qalpaq
iye boli'w, bar boli'w
mende ... bar.
azang'i' awqatlani'w

tu'ski awqatlani'w

wol (ul balalarg'a baylani'sli')
bas, gelle
sa'lem
tawi'q
woni'n' (qi'z balalarg'a baylani'sli')
sa'lem
woni'n' (ul balalarg'a baylani'sli')
Woni'n' ati' ...
hobbi, jaqsi' ko'retug'i'n jumi's,
ka'sip
1) bayram; 2) dem ali's
sekiriw
sopolak, shertek
at
i'ssi'
xot-dog
ash boli'w

men
Men ... unataman.
Men ... islewdi unataman.
1) ishinde (bir na'rsenin' u'stinde);
2) ...da (waqi'tqa baylani'sli')
G'a'rezsizlik ku'ni

intervyu
bo'liw (3-bet birlik ushi'n)

it *pron* [ɪt]
It's time to ...
It's two o'clock.
It's two thirty.

J j

jacket [ˈdʒækɪt]
jam [dʒæm]
January *n* [ˈdʒænjʊəri]
jeans *n* [dʒi:nz]
July *n* [dʒʊˈlaɪ]
jump *v* [dʒʌmp]
jump a rope *v*
[ˈdʒʌmp əˈrəʊp]
jumping *n* [ˈdʒʌmpɪŋ]
June *n* [dʒu:n]

K k

kangaroo *n* [ˈkæŋgəˈruː]
kite *n* [kaɪt]
knee *n* [niː]
Korea *n* [kəˈriə]

L l

late *adj* [leɪt]
lazy *adj* [ˈleɪzi]
left *adj* [left]
leg *n* [leg]
lemon *n* [ˈlemən]
lesson *n* [lesn]
Let's ... [lets]
letter *n* [ˈletə]
library *n* [ˈlaɪbrəri]
line *n* [ˈlaɪn]
lion *n* [ˈlaɪən]
listen *v* [ˈlɪsn]
little *adj* [ˈlɪtl]
Little Red Riding Hood
[ˈlɪtl ˈred ˈraɪdɪŋ ˈhʊd]
long *adj* [lɒŋ]

wol (3-bet birlik ushi'n)
Bir zatlardi' islew waqti' boldi'.
Saat yeki boldi'.
Saat yeki yari'm boldi'.

kelte kamzol, kastyum
djem
yanvar
jinsi
iyul
sekiriw
arqan (arqannan) sekiriw

sekiriw
iyun

kenguru
pa'tpelek
dize
Koreya

kesh, kesh qalg'an
jalqaw, isjaqpas, yerinshek
shep
ayaq
limon
sabaq
Kelin'ler...
1) xat; 2) ha'rip
kitapxana
si'zi'q
ari'slan
ti'n'law
kishkene
qi'zi'l shapkasha

uzaq, uzi'n

look *v* [lʊk]
a lot of *adv* [ə'lɒtəv]

M m

make *v* [meɪk]
March *n* [mɑ:tʃ]
match *v* [mætʃ]

maths *n* [mæθs]
May *n* [meɪ]
meet *v* [mi:t]
melon *n* ['melən]
Mexico *n* ['meksɪkəʊ]
mime *v* [maɪm]
Monday *n* ['mʌndi]
monkey *n* ['mʌŋki]
month *n* [mʌnθ]
morning *n* ['mɔ:nɪŋ]
in the morning *adv*
mother *n* ['mʌðə]
mother tongue *n*
['mʌðə 'tʌŋ]
mouse *n* [maʊs]
mouth *n* [maʊθ]
Mr *n* ['mɪstə]
Mrs *n* ['mɪsɪz]
mum *n* [mʌm]
music *n* ['mju:zɪk]
my *pron* [maɪ]

N n

name *n* [neɪm]
My name is ...
Navruz [nʌv'ru:z]
new *adj* [nju:]
New Year's Day
nine *num* [naɪn]
nineteen *num* ['naɪn'ti:n]
no *int* [nəʊ]
No, sorry.
No, I don't.

qaraw
ko'p

islew, jasaw
mart
mas keltiriw, mas keletug'i'ni'
ten'lew
matematika
may
ushi'rasi'w
qawi'n
Meksika
i'm menen tu'sindiriw
du'yshembi
maymi'l
ay
tan'
azang'i', azang'i' waqi't
ana
ana tili

ti'shqan
awi'z
mi'rza
xani'm
ana
muzi'ka
menin'

at, isim
Menin' ati'm ...
Nawri'z bayrami'
jan'a
Jan'a ji'l ku'ni
tog'i'z
won tog'i'z
joq
Keshirersiz, joq.
Joq.

nose *n* [nəʊz]
November *n*
[nəʊ'vembə]
number *n* ['nʌmbə]

O o

October *n* [ɒk'təʊbə]
old *adj* [əʊld]
How old are you?
on *prep* [ɒn]

one *num* [wʌn]
onion *n* ['ʌnjən]
orange *n, adj* ['ɒrɪndʒ]
our *adj* [aʊə]

P p

pair *n* [peə]
parade *n* [pə'reɪd]
PE *n* ['pi: 'i:]
peach *n* [pi:tʃ]
pear *n* [peə]
pen *n* [pen]
pencil *n* ['pensl]
pencil case *n*
['penslkeɪs]
pepper *n* ['pepə]
photo *n* ['fəʊtəʊ]
picture *n* ['pɪktʃə]
pilot *n* ['paɪlət]
pink *adj* [pɪŋk]
plane *n* [pleɪn]
plant *n, v* [plɑ:nt]
play *v, n* [pleɪ]
play football/hockey
play hopscotch/games
play see-saw
play tag *v* ['pleɪ 'tæg]

muri'n
noyabr

nomer, san

oktyabr
yeski, go'ne
Neshe jastasi'z?
1) u'stinde (bir na'rsenin' u'stinde);
2) ...da (waqi'tqa baylani'sli')
bir
piyaz
1) apelsin; 2) jali'n ren'indey

bizlerdin', bizlerdiki

jup
parad
dene ta'rbiya (sabaq)
shabdal
almurt
ruchka
qa'lem
qa'lem salg'i'sh

buri'sh
fotosu'wret
su'wret
ushi'wshi'
aqshi'l qi'zg'i'lt ren'
samolyot
1) wo'simlik; 2) woti'rg'i'zi'w
1) woynaw; 2) woyi'n
futbol/xokkey woynaw
teppek woynaw
kachalkada ushi'w
quwi'spaq woynaw

please *interj* [pli:z]
plum *n* [plʌm]
plus *n* [plʌs]
poem *n* [pəʊɪm]
point *v* [pɔɪnt]
present *n* ['preznt]
pumpkin *n* ['pʌmpkɪn]
pupil *n* ['pju:pl]
purple *adj* ['pɜ:pəl]

Q q

question *n* ['kwɛstʃən]
queen *n* [kwi:n]

R r

rainbow *n* ['reɪnbəʊ]
rainy *adj* ['reɪni]
read *v* [ri:d]
reading *n* ['ri:dɪŋ]
red *adj* [red]
repeat *v* [ri'pi:t]
report *v* [ri'pɔ:t]
revision *n* [ri'vɪʒən]
right *adj* [raɪt]
river *n* ['rɪvə]
robot *n* ['rəʊbɒt]
rooster *n* ['ru:stə]
ruler *adj* ['ru:lə]
run *v* [rʌn]
Russian *adj* ['rʌʃn]

S s

sad *adj* [sæd]
Saturday *n* ['sætədi]
say *v* [seɪ]
school *n* [sku:l]
school things
['sku:l 'θɪŋz]
see *v* [si:]

wo'tinish
qa'reli
qosi'w, plyus
qosi'q
ko'rsetiw
sawg'a
asqabaq
woqi'wshi'
si'ya ren'

soraw
malika

ayqulaq
jawi'nli'
woqi'w
woqi'w kitabi'
qi'zi'l
qaytalaw, ta'kirarlaw
axborot (yesabat) beriw
qaytari'w, ta'kirarlaw
1) tuwri'; 2) won'
da'rya
robot
qoraz
si'zg'i'sh
juwi'ri'w
1) russha; 2) rus tili

qapa
shembi
dew, ayti'w
mektep
woqi'w qurallari'

ko'riw

see-saw <i>n</i> [si:'sɔ:]	a'tko'nshek
sentence <i>n</i> ['sentəns]	ga'p
September <i>n</i> [sep'tembə]	sentyabr
seven <i>num</i> ['sevn]	jeti
seventeen <i>num</i> ['sevn'ti:n]	won jeti
sharpener <i>n</i> [ʃɑ:pne]	qa'lem shi'g'arg'i'sh
she <i>pron</i> [ʃi:]	wol (qi'z balalar ushi'n qollani'ladi')
sheep <i>n</i> [ʃi:p]	qoy
shirt <i>n</i> [ʃɜ:t]	yer balalar ko'ylegi
short <i>adj</i> [ʃɔ:t]	kelte
shorts <i>n</i> [ʃɔ:ts]	shortik, kelte shalbar
shoulder <i>n</i> [ʃəʊldə]	iyin
sing <i>v</i> [siŋ]	qosi'q ayti'w
sister <i>n</i> ['sistə]	apa-sin'li
sit <i>v</i> [sit]	woti'ri'w
sit down <i>v</i> ['sit 'daʊn]	woti'ri'w
six <i>num</i> [siks]	alti'
sixteen <i>num</i> ['siks'ti:n]	won alti'
skate <i>v</i> [skeit]	li'jada si'rg'anaw
ski <i>v</i> [ski]	konkide si'rg'anaw
skirt <i>n</i> [skɜ:t]	yubka
small <i>adj</i> [smɔ:l]	kishkene
snowman <i>n</i> ['snəʊmən]	qar adam
song <i>n</i> [sɒŋ]	qosi'q
sorry <i>v</i> ['sɒri]	keshirin', keshirersiz
speak <i>v</i> [spi:k]	so'ylew
special <i>adj</i> ['speʃl]	arnawli'
spring <i>n</i> ['sprɪŋ]	ba'ha'r
stand up <i>v</i> ['stænd 'ʌp]	turi'w
start <i>n, v</i> [stɑ:t]	1) baslani'w; 2) baslaw
strawberry <i>n</i> ['strɔ:bəri]	qulpi'nay
summer <i>n</i> ['sʌmə]	jaz
Sunday <i>n</i> ['sʌndi]	yekshembi
sunny <i>adj</i> ['sʌni]	quyashli'
swim <i>v</i> [swim]	shomi'li'w, ju'ziw

T t

table <i>n</i> [teɪbl]	1) stol; 2) keste
tail <i>n</i> [teɪl]	quyri'q
tasty <i>adj</i> ['teɪsti]	mazali', la'zzetli
taxi <i>n</i> ['tæksi]	taksi
teacher <i>n</i> ['ti:tʃə]	woqi'ti'wshi'
Teachers' Day <i>n</i>	Woqi'ti'wshi'lar ku'ni
['ti:tʃəz 'deɪ]	
team <i>n</i> [ti:m]	topar, komanda
teddy bear <i>n</i> ['tedi' beə]	woyi'nshi'q ayi'w
teeth <i>n</i> [ti:θ]	tisler
ten <i>num</i> [ten]	won
tennis <i>n</i> ['tenɪs]	tennis
Thank you <i>v</i> ['θæŋkju:]	Raxmet (sizge)
that <i>adj</i> [ðæt]	wol, sol, anaw
the [ðə, ði:, ði]	ani'q artikl
there is/are [ðerɪz/ðerɑ:]	(bir jerde) ... bar
thing <i>n</i> [θɪŋ]	zat, buyi'm
this <i>pron</i> [ðɪs]	bul, sol
thirteen <i>num</i> ['θɜ:ti:n]	won u'sh
thirty <i>num</i> ['θɜ:ti]	woti'z
thirty-one <i>num</i>	woti'z bir
['θɜ:ti 'wʌn]	
three <i>num</i> [θri:]	u'sh
Thursday <i>n</i> ['θɜ:zdi]	piyshembi
tiger <i>n</i> ['taɪgə]	jolbari's
time <i>n</i> [taɪm]	waqi't
tired <i>adj</i> [taɪd]	sharshag'an
to <i>prep</i> [tu, tə, tu:]	-g'a
toe <i>n</i> [təʊ]	ayaq barmag'i'
tooth <i>n</i> [tu:θ]	tis
tomato <i>n</i> [tə'mɑ:təʊ]	pomidor
toy <i>n</i> [tɔɪ]	woyi'nshi'q
tractor <i>n</i> ['træktə]	traktor
train <i>n</i> [treɪn]	poezd
trainers <i>n</i> ['treɪnəz]	krossovka
tree <i>n</i> [tri:]	terek

trousers *n* ['traʊzəz]
T-shirt *n* ['ti:fʒ:t]
Tuesday *n* ['tju:zdi]
twelve *num* [twelv]
twenty *num* ['twenti]
twenty-one *num*
['twenti 'wʌn]
two *num* [tu:]

U u

under *prep* [ʌndə]
unit *n* ['ju:nɪt]
Uzbek *n* ['ʊzbek]
Uzbekistan *n*
['ʊzbekɪ'stɑ:n]

V v

vase *n* [vɑ:z]
volleyball *n* ['vɒlibɔ:l]

W w

wall *n* [wɔ:l]
want *v* [wɒnt]
watch TV *v* ['wɒtʃ'ti:'vi:]
watermelon *n*
['wɔ:təmelən]
we *pron* [wi:]
Wednesday *n* ['wenzdɪ]
well *adj* [wel]
what *pron* [wɒt]
white *adj* [waɪt]
who *pron* [hu:]
window *n* ['wɪndəʊ]
wish *n, v* [wɪʃ]
with *prep* [wɪð]
wolf *n* [wʊlf]
word *n* [wɜ:d]

shalbar
futbolka
shiyshembi
won yeki
jigirma
jigirma bir

yeki

asti'nda, tu'binde
bo'lim
wo'zbek; wo'zbek tili
O'zbekistan

vaza, gu'ze
voleybol

diywal
qa'lew
televizor ko'riw
g'arbi'z

biz
sha'rshembi
jaqsi'
ne; qanday
aq
kim, qaysi'
ayna
tilek; tilew
menen
qasqi'r
so'z

wordlist *n* ['wɜ:dɫɪst]
write *v* [raɪt]

Y y

yellow *adj* ['jeləʊ]
yes *interj* [jes]
you *pron* [ju:, jə]
your *pron* [jɔ:]

Z z

zebra *n* ['zi:brə]
zoo *n* [zu:]

so'zlik
jazi'w

sari' ren'
awa
sen, siz
senin', sizin'

zebra
haywanat bag'i'

K 40

Kids' English: woqi'w basi'li'mi'. 2-klass. S. Xan [ha'm basq.]. —
Tashkent: «O'zbekiston», 2016. — 120 b.

ISBN 978-9943-28-126-4

UO'K: 811.111(075)
KBK 81.2Ingl

O'quv nashri

**Svetlana Xan, Lutfullo Jo'rayev,
Klara Inogamova, Oysara Maxsudova**

Kids' English

Ikkinchi nashri

Umumiy o'rta ta'lim maktablarining 2-sinfi uchun darslik

(Qoraqalpoq tilida)

Awdarmashi': *G. Ni'zanova*

Xudojniklar: *Yu. Gabzalilov, I. Xolxo'jayev, F. Iskandarov, R. Zufarov, B. Zufarov*

Dizayner ha'm ko'rkemlik redaktori' *Sh. Xo'jayev*

Redaktorlar: *K. Inagamova, S. Aytmuratova*

Tex. redaktorlar: *T. Xaritonova, Z. Allamuratov*

Kompyuterde tayarlag'anlar: *K. Goldobina, G. Serimbetova*

Nashriyot litsenziyasi AI № 158, 14.08.2009.

Original-maketten basi'wg'a ruqsat yetilgen vaqti' 20.05.2016-j. Qag'az formati' 60x90^{1/8}. Ofset qag'azi'.

«Vitec Pragmatica Uz» garniturasida ofset usi'li'nda basi'ldi'. Kegli 16, 14. Ko'lemi 15,00. b. t. 19,0.

Nusqasi' 13 148 dana. Buyi'rtpa № 16-239.

O'zbekistan Baspasoz ha'm xabar agentliginin' «O'zbekiston» baspa-poligrafiyalig' do'retiwshilik u'yi.
100011, Tashkent, Nawayi' ko'shesi, 30.

Original-maket «Bilim» baspasi'nda tayarlandi'. 230103. No'kis qalasi', Qaraqalpaqstan ko'shesi, 9.

Telefon: (371) 244-87-55, 244-87-20. Faks: (371) 244-37-81, 244-38-10.

e-mail: uzbekistan@iptd-uzbekistan.uz www.iptd-uzbekistan.uz

Sabaqli'qti'n' jag'dayi'n ko'rsetiwshi keste

No	Woqi'wshi' ati', familiyasi'	Woqi'w ji'li'	Sabaqli'qti'n' ali'ng'an-dag'i' awhali'	Klass basshi'si'-ni'n' qoli'	Sabaqli'qti'n' tapsi'ri'lg'an dag'i' awhali'	Klass basshi'si'-ni'n' qoli'
1.						
2.						
3.						
4.						
5.						
6.						

Sabaqli'q ijarag'a berilip, woqi'w ji'li' juwmag'i'nda qaytari'p ali'ng'anda joqari'dag'i' keste klass basshi' ta'repinen to'mendegi bahalaw wo'lshemlerine tiykarlani'p tolti'ri'ladi':

Jan'a	Sabaqli'qti'n' birinshi ma'rtebe paydalani'wg'a berilgendegi awhali'.
Jaqsi'	Qabi' pu'tin, sabaqli'qti'n' tiykarg'i' bo'leginen aji'ralmag'an. Barli'q betleri bar, ji'rti'lmag'an, tu'spegen, betlerinde jazi'w ha'm si'zi'qlar joq.
Qanaatlandi'rarli'	Qabi'na jazi'lg'an, biraz si'zi'li'p shetleri jelingen, sabaqli'qti'n' tiykarg'i' bo'leginen aji'rali'w hali' bar, paydalani'wshi' ta'repinen qanaatlandi'rarli' won'lang'an. Tu'sken betleri qayta won'lang'an, ayi'ri'm betlerine jazi'lg'an.
Qanaatlandi'rarli'	Qabi'na si'zi'lg'an, ji'rti'lg'an, tiykarg'i' bo'leginen aji'ralg'an yaki joq, qanaatlandi'rarsi'z won'lang'an. Betleri ji'rti'lg'an, betleri jetispeydi, si'zi'p, boyap taslang'an. Sabaqli'qti' tiklep bolmaydi'.