

Kids' English

2

*O'zbekiston Respublikasi Xalq ta'limi vazirligi tomonidan
umumiy o'rta ta'lim maktablarining 2-sinf o'quvchilari
uchun tasdiqlangan*

Uchinchi nashri



TOSHKENT
«O'ZBEKISTON»
2016

UO'K: 811.111(075)
KBK 81.2Ingl
K 40

Kids' English: o'quv nashri. 2-sinf. S. Xan [va boshq.]. —
K 40 Toshkent: «O'zbekiston», 2016. — 80 b.

ISBN 978-9943-28-045-8

UO'K: 811.111(075)
KBK 81.2Ingl

O'quv nashri

**Svetlana Xan, Lutfullo Jo'rayev,
Klara Inogamova, Oysara Maxsudova**

Kids' English

Umumiy o'rta ta'lim maktablarining 2-sinfi uchun mashq daftari

Rassomlar: *Yu. Gabzalilov, I. Xolxo'jayev, F. Iskandarov,
R. Zufarov, B. Zufarov, I. Yuldashev*

Dizayner va badiiy muharrir *H. Qutluqov*

Muharrirlar: *K. Inagamova, A. Ziyadov*

Texnik muharrir *T. Xaritonova*

Musahhihlar: *K. Inagamova, S. Salohutdinova*

Kichik muharrir *D. Xolmatova*

Kompyuterda sahifalovchi *K. Goldobina*

Nashriyot litsenziyasi AI № 158, 14.08.2009.

Bosishga 2016-yil 4-aprelda ruxsat etildi. Qog'oz formati 70x90^{1/16}.
Ofset qog'oz. "Virtec Pragmatica Uz" garniturada ofset usulida bosildi. Kegli 16, 14.
Shartli bosma tabog'i 5,85. Nashr tabog'i 6,72. Adadi 501 501 nusxa.
Buyurtma № 16-240.

O'zbekiston Matbuot va axborot agentligining
"O'zbekiston" nashriyot-matbaa ijodiy uyi.
100011, Toshkent, Navoiy ko'chasi, 30.

Telefon: (371) 244-87-55, 244-87-20.

Faks: (371) 244-37-81, 244-38-10.

e-mail: uzbekistan@iptd-uzbekistan.uz

www.iptd-uzbekistan.uz

**Respublika maqsadli kitob jamg'armasi
mablag'lari hisobidan chop etildi.**

ISBN 978-9943-28-045-8

© S. Xan va boshq., 2014, 2015, 2016

© «O'ZBEKISTON» NMIU, 2014, 2015, 2016

My name _____

My class _____

My school _____



Unit 1 All around me

Lesson 1 A – apricot, B – bee ...

4 Write the letters.

Handwriting practice for letters A, a, B, and b. The first row shows stroke order for uppercase A (1, 2, 3) and lowercase a (1, 2). The second row shows uppercase A and lowercase a with dashed lines for tracing. The third row shows stroke order for uppercase B (1, 2, 3) and lowercase b (1, 2). The fourth row shows uppercase B and lowercase b with dashed lines for tracing. The fifth row shows uppercase A and lowercase a with dashed lines for tracing. The sixth row shows uppercase B and lowercase b with dashed lines for tracing. The seventh row shows uppercase A and lowercase a with dashed lines for tracing.

5a ✨ Look, count and match.

Illustrations of a cat, a bee, a dog, and a lion. Below each illustration is a box with a number. A line connects the cat to the number 3, the bee to the number 4, the dog to the number 7, and the lion to the number 10.



Homework / Uyga vazifa

1 Write the letters. Harflarni yozing.

Aa Bb


AB

ab ab

baa baa

2 Colour, count and match.

Bo'yang, sanang va rasmga mos keluvchi raqamni toping.



Unit 1 All around me

Lesson 2 I have ...

4 Write the letters.

 **Connect the numbers and letters. Colour and say.**

Raqamlar va harflarni birlashtiring. Bo'yang va ayting.



Bb Dd
Aa Cc



Homework / Uyga vazifa

1 Write the letters. Harflarni yozing.

Cc Dd

CD

cd cd

ab ab

dad dad

2 Match big and small letters.

Katta harflarga mos kichik harflarni toping.

A

b

B

a

C

c

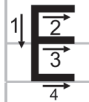
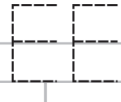







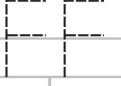

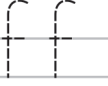




D

d

Unit 1 All around me

Lesson 3 This is my friend.

5 Write the letters.

abcdefghijklmnopqrstuvwxyz



Circle the odd one out.

Ortiqchasini aylanaga oling.

1



2



3



4





Bb Dd Ff
Aa Cc Ee



Homework / Uyga vazifa

1 Write the letters. Harflarni yozing.

E	e	
F	f	


Aa Bb

Cc Dd

Ee Ff

2 Connect the letters. Colour and say.



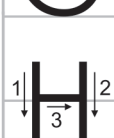
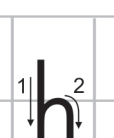




















Harflarni birlashtiring. Bo'yang va ayting.



Unit 1 All around me

Lesson 4 Let's play!

3 Write the letters.

4 Play "Bingo".



"Bingo" o'yinini o'ynang.

Colour Bingo

Toy Bingo



Homework / Uyga vazifa

1 Write the letters. Harflarni yozing.

G g

H h

gh gh

2 Write the words. So'zlarni yozing.


bag bag

dad dad

3 Draw your bag. Colour and write.

Sumkangiz rasmini chizing. Bo'yang va yozing.

— — —



Unit 2 Days of the week

Lesson 1 I can ...

3 Write the letters.

Handwriting practice for letters I, i, J, j, g, and j. The first row shows uppercase 'I' and lowercase 'i' with stroke order arrows and numbers. The second row shows 'I' and 'i' with dotted lines for tracing. The third row shows uppercase 'J' and lowercase 'j' with stroke order arrows and numbers. The fourth row shows 'J' and 'j' with dotted lines for tracing. The fifth row shows 'g' and 'j' with dotted lines for tracing.



Aa Bb C D E
F G H I J

Hi
big



Homework

1 Write the letters. Harflarni yozing.

I	i	
J	j	
I	J	
ij		

2 Write the words. So'zlarni yozing.

Hi

big

a big bag












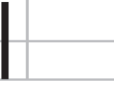


a bee

bad

Unit 2 Days of the week

Lesson 2 What's your favourite day?


4 Write the letters.

6 Write, draw and colour.



Yozing, chizing va bo'yang.



I l k b k b

I like black



Spelling dictation. Harflab yozish diktanti.

Handwriting practice lines for spelling dictation.



Bb Dd Ff Hh Jj Ll
Aa Cc Ee Gg Ii Kk



Homework

1 Write the letters. Harflarni yozing.

K	k	
L	l	
K	L	
k	l	

2 Read and match. O'qing va so'zlarga mos rasmlarni toping.



bag



cake



bee



leg



chick

head



ball






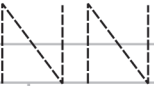




hen

Unit 2 Days of the week

Lesson 3 Sunday, Monday ...

3 Write the letters.

			
M	m		
			
N	n		

★ Look and write.

12	13	14		16		18		20
20		18		16				

	13		15		17		19	
	19		17		15			

Spelling dictation



Homework

1 Write the letters. Harflarni yozing.

M	m	
N	n	
M	N	

m n

2 Write the words. So'zlarni yozing.

mime mime

nine nine

fine fine

name name

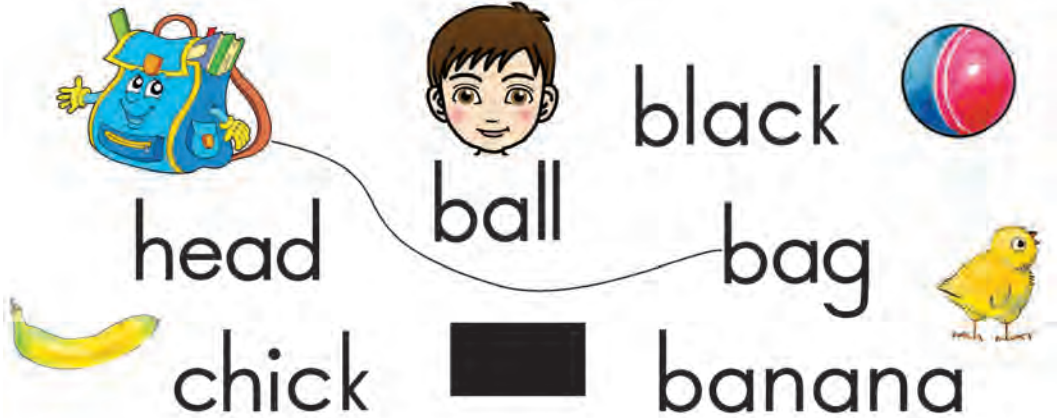
banana banana

hen hen

Unit 2 Days of the week

Lesson 4 Let's play!

3 Read and match.



★ Find the words. ↙ ↘

b	l	a	c	k
a	b	i	g	h
l	a	a	n	e
l	g	l	d	n
m	b	e	e	k
c	l	g	h	i

leg
bad
big
hen
ball ✓
bag
black
bee
hi



Homework

1 **Look and write.** Qarang va yozing.

labl-ball

ckhic-

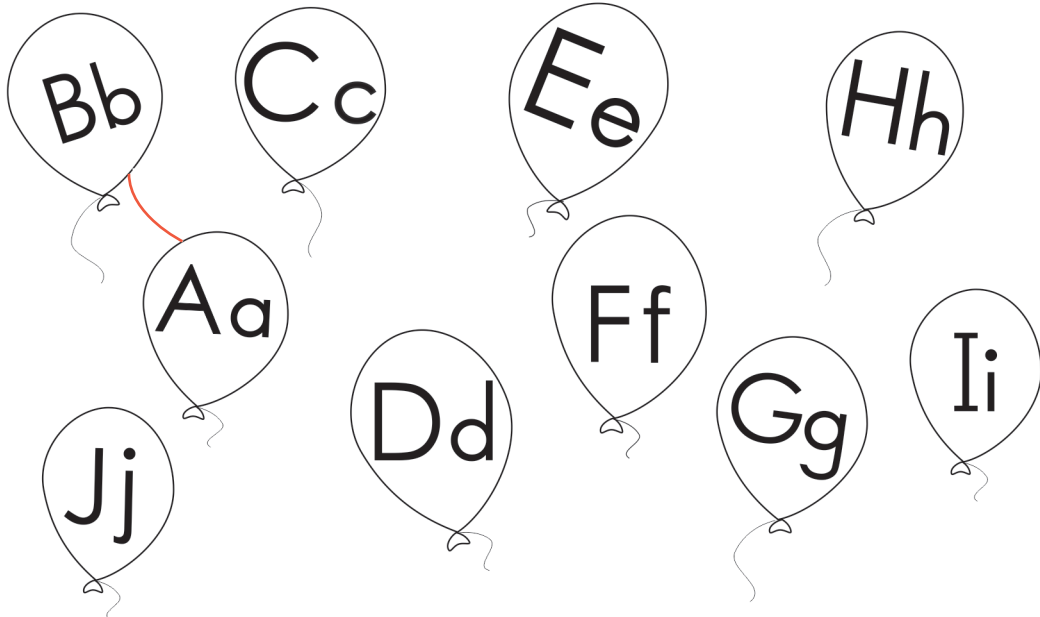
daeh-

acblk-

annaab-

abg-






2 **Draw a line. Colour the balloons.**
Alifbo tartibida chiziq torting. Pufaklarni bo'yang.



Unit 3 My free time

Lesson 1 I like ...

2a Look, listen and tick.

					
Zumrad					
Jasur					
Anna					
Olim					
Lola					

4 Write the letters.

Handwriting practice for the letter 'o' and 'p'.

Row 1: Uppercase 'O' with stroke order 1 (clockwise circle) and two dashed 'O's for tracing. Lowercase 'o' with stroke order 1 (clockwise circle) and two dashed 'o's for tracing.

Row 2: Uppercase 'P' with stroke order 1 (vertical down) and 2 (curved top) and two dashed 'P's for tracing. Lowercase 'p' with stroke order 1 (vertical down) and 2 (curved top) and two dashed 'p's for tracing.

Row 3: Large solid uppercase 'P' and lowercase 'p' for independent writing.

Spelling dictation



Bb Dd Ff Hh Jj Ll Nn Pp
Aa Cc Ee Gg Ii Kk Mm Oo



Homework

1 Write the letters. Harflarni yozing.

O o

P p

pop

open

2 Look and match. Qarang va rasmga mos so'zni toping.



plane




pen

jam

dog



pencil



doll



Unit 3 My free time


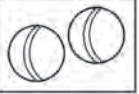
Lesson 2 On Sunday we ...

3 Write the letters.

Handwriting practice grid for letters Q, q, R, r. The grid consists of four rows of horizontal lines. The first row shows uppercase 'Q' and lowercase 'q' with numbered arrows indicating stroke order: 'Q' starts at the top left, curves down and right, and has a short tail; 'q' starts at the top left, curves down and right, and has a short tail extending below the middle line. The second row shows uppercase 'R' and lowercase 'r' with numbered arrows indicating stroke order: 'R' has three strokes (vertical down, top curve, bottom curve); 'r' has two strokes (vertical down, top curve). The third row shows the letters 'Q', 'q', 'R', and 'r' without stroke order guides. The fourth row shows the letters 'q' and 'r' without stroke order guides. Below the grid are several empty lines for independent practice.

★ Read and colour.

I like red  I like orange 

I like green  I like pink 



Homework

1 Write the letters. Harflarni yozing.

Q q
R r

QR

qr

2 Read and colour.

O'qing va bo'yang.

1 = red

2 = green

3 = pink

4 = orange




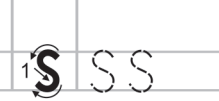


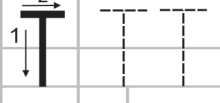



Write. Yozing.

I _____ ice-cream.

Unit 3 My free time

Lesson 3 What's that?

3 Write the letters.

 Write.



train



lion



train



tiger

parrot

Spelling dictation



Bb Dd Ff Hh Jj Ll Nn Pp Rr Tt
 Aa Cc Ee Gg Ii Kk Mm Oo Qq Ss



Homework

1 Write the letters. Harflarni yozing.

S s

T t

S s T t

kite kite

2 Write the sentences. Gaplarni yozing.



That is a rooster.

That is a

That

That

Unit 3 My free time

Lesson 4 Let's play!

3 Write the letters.

U u	
V v	



a pumpkin

a cucumber

4a Work in pairs. Make sentences.

I have

pumpkins.

I like

eight.

That is

a blue plane.

She is

a cucumber.



Homework

1 Write the letters. Harflarni yozing.

U	u	
V	v	
U	V	
U	V	

2 Read and complete.

O'qing va to'ldiring.



cold



hot

I like summer. It's _____ in summer.

Unit 4 My hobby

Lesson 1 I collect trains.

2b Read, draw and write.



Hi. My name is Amir.
I like football and cars.
I collect cars.









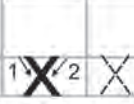





Hello. My name is Odina.
I like tennis and dolls.
I collect dolls.



Hello. My name is _____
I like _____
I collect _____

3 Write the letters.



Bb Dd Ff Hh Jj Ll Nn Pp Rr Tt Vv Xx
 Aa Cc Ee Gg Ii Kk Mm Oo Qq Ss Uu Yy



Homework

1 Write the letters. Harflarni yozing.

W w

X x

WX

WX

2 Look, read, draw and write.

Qarang, o'qing, chizing va yozing.



What's this?



It's a cow.
 It's big.
 It's brown.



What's _____
 It's _____
 It's _____

Unit 4 My hobby

Lesson 2 What's your hobby?

4 Write the letters.

Handwriting practice grid for uppercase Y and lowercase y. The first row shows a large 'Y' with stroke order arrows (1: diagonal down-left, 2: diagonal down-right, 3: vertical down) followed by two dashed 'Y's for tracing. The second row shows a large 'y' with stroke order arrows (1: diagonal down-left, 2: diagonal down-right, 3: vertical down) followed by two dashed 'y's for tracing. The third row shows a large 'Z' with stroke order arrows (1: horizontal right, 2: diagonal down-left, 3: horizontal right) followed by two dashed 'Z's for tracing. The fourth row shows a large 'z' with stroke order arrows (1: horizontal right, 2: diagonal down-left, 3: horizontal right) followed by two dashed 'z's for tracing. The fifth row contains the letters 'Y Z y z' for independent practice.

★ zebra zebra
yellow

Spelling dictation



Bb Dd Ff Hh Jj Ll Nn Pp Rr Tt Vv Xx Zz
Aa Cc Ee Gg Ii Kk Mm Oo Qq Ss Uu Ww Yy



Homework


1 Write the letters. Harflarni yozing.



2 Match and colour.

Matnga mos keluvchi rasmni toping va bo'yang.






1. a pink mouse
2. a black train
3. a green plane
4. a grey teddy bear
5. a blue car
6. a purple ball
7. a red rabbit
8. a yellow doll
9. a white dog
10. a red duck



Unit 4 My hobby

Lesson 3 I have eight planes.

2a Look, listen and write.

	<input type="text" value="8"/>		<input type="text"/>
Zumrad		Jasur	
	<input type="text"/>		<input type="text"/>
Lucy		Zarina	
	<input type="text"/>		<input type="text"/>
Harry		Umid	

2c Complete the sentences.

✨ Gaplarni to'ldiring.

Zumrad has **eight** planes.

Lucy has _____ dolls.

Harry has _____ cars.

Jasur has _____ kites.

Zarina has _____ teddy bears.

Umid has _____ trains.



Bb Dd Ff Hh Jj Ll Nn Pp Rr Tt Vv Xx Zz
 Aa Cc Ee Gg Ii Kk Mm Oo Qq Ss Uu Ww Yy



Homework

1 Think and write. O‘ylang va yozing.

one, two, three _____

five, four, _____

two, four, _____

one, three, _____

2 Write the numbers.

Sonlarni yozing.

1 *one* _____

2 _____

3 _____

4 _____

5 _____

6 _____

7 _____

8 _____

9 _____

10 _____

one
 two
 three
 four
 five
 six
 seven
 eight
 nine
 ten

Unit 4 My hobby

Lesson 4 Let's play!

2c Look and complete.



Aa Bb _ _ _ _ Gg
Hh _ _ _ Ll _ _ _ Pp
Qq _ _ Tt _ Vv
Ww Xx Yy and _

This is called the alphabet,
Which we never must forget.

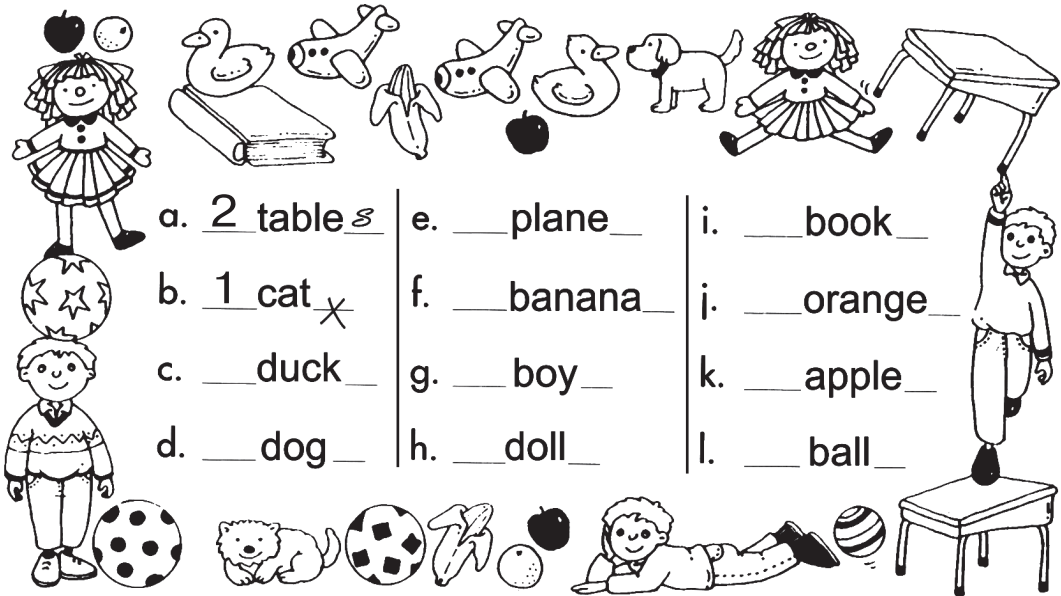


Bb Dd Ff Hh Jj Ll Nn Pp Rr Tt Vv Xx Zz
 Aa Cc Ee Gg Ii Kk Mm Oo Qq Ss Uu Ww Yy



Homework

1 Count and write. Sanang va yozing.



- | | | |
|------------------------------|------------------|------------------|
| a. <u>2</u> table <u>s</u> | e. ___ plane___ | i. ___ book___ |
| b. <u>1</u> cat x | f. ___ banana___ | j. ___ orange___ |
| c. ___ duck___ | g. ___ boy___ | k. ___ apple___ |
| d. ___ dog___ | h. ___ doll___ | l. ___ ball___ |

2 Complete the sentences.

Gaplarni to'ldiring.

My name is _____.

My family name is _____.

My hobby is _____.

Progress Check 1

1 Listen and write the numbers.

black pens 3 green pens red pens
 pink pens copybooks rulers

2 Write the letters.

e.g. D d F G J E C
 u q i b r

3 Complete and translate.

e.g. Monday - dushanba
Wed_esday _____ Sat_rday _____ S_nday
_____ Tu_sday _____ Thu_sday _____

4 Read and match.

This is _____ is nine.
My name is _____ name?
His name is _____ Bekzod.
What's your _____ Sohiba.
Eight plus one _____ ten trains.
I have _____ my bag.

Unit 5 My day off

Lesson 1 We like playing tag.

4 Write the sentences.

e.g. I like playing tag.

like/playing/We/see-saw _____

playing/They/like/hopscotch _____

watching TV/I/like _____

games/like/I/playing _____



Homework

1 Write three sentences. Uchta gap yozing.

e.g. I like playing tag. _____

_____.

2 Look and write. Qarang va yozing.



Girls like ...

Boys like ...

Unit 5 My day off

Lesson 2 Do you like ...?

3a Listen and tick.

		Sanjar	Lola	Temur
1	Do you like playing tag?			
2	Do you like playing football?			
3	Do you like playing hopscotch?			
4	Do you like watching TV?			

3b Complete the sentences.

Sanjar, Lola and Temur like playing _____.

Lola and Temur like playing _____.

Sanjar and Lola like _____.



Homework

Write the sentences. Gaplar yozing.

tag./like/I/playing e.g. I like playing tag.

watching TV./We/like _____

like/you/Do/jumping? _____

swimming?/like/they/Do _____

Unit 5 My day off

Lesson 3 I don't like ...

2b Look, read and match.

honey yalqov
lazy gul
flower asal



3b Read and match.

grass
water
corn
honey
carrots
cabbage

bees
rabbits
hens
goats
cows
ducks
horses



Homework

Look at 3b. Complete the sentences.

3b mashqqa qarang. Gaplarni to'ldiring.

Bees like _____ They don't like _____

Hens like _____ They don't like _____

Cows like _____ They don't like _____

Goats like _____ They don't like _____




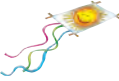

Unit 5 My day off

Lesson 4 Let's play!



Homework

1 Read and write. O'qing va yozing.

Hello! My name is _____.  I'm _____
years old. I have a _____ 
and a _____.  I like them. I like
flying _____.  I don't like _____
 days.

2 Complete the sentences.

Gaplarni tugallang.

- 1 I like playing _____.
- 2 My friends like _____.
- 3 My mum and dad like _____.
- 4 My _____.

Unit 6 School things

Lesson 1 Eleven, twelve ...

2b  Write the numbers.

three _____ 3 _____

four _____

six _____

nine _____

twelve _____


thirteen _____

seventeen _____

eighteen _____

 Match.

nineteen	13
eight	11
seven	4
thirteen	19
eleven	8
four	7
ten	3
three	15
fifteen	10



Homework

Look and write. Qarang va yozing.

5 _____ five _____

6 _____

9 _____

10 _____

12 _____

14 _____

15 _____

20 _____

Unit 6 School things

Lesson 2 We have ...

5a Work in groups of 4. Play “We have ...”.

	blue	pink	red	green	yellow
pens					
pencils					
bags					
erasers					



Homework /

Look, read and write about Malika.

Qarang, o‘qing va Malika haqida yozing.

	red	pink	green	yellow
sharpener			✓	
eraser	✓			
pen				✓
bag		✓		

e.g. Malika has a red eraser.

Unit 6 School things

Lesson 3 Can I have a pen, please?

2 Write the words in the right column.

album, bag, pen, sharpener, apple, book, pencil, eraser

a	a bag,
an	an album,

3b Look and complete.

Can I have a _____ ?

Can I have an _____ ?



Homework

Write the answers. Javoblarni yozing.

Can I have a  , please? Yes. Here you are.

Can I have an  ? No, sorry.

Can I have a  , please? _____

Can I have a  ? _____

Can I have a  ? _____

Can I have a  , please? _____

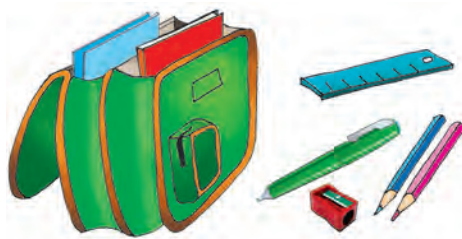
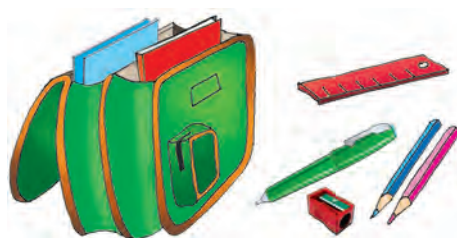
Unit 6 School things

Lesson 4 Let's play!



Homework

1 Look and write. Qarang va yozing.



e.g. I have a green pen, a red ruler ...

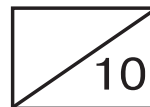
2 Write what you have in your bag.
Sumkangizda bor narsalar nomini yozing.

e.g. I have a sharpener.

Progress check 2

1 Write **a** or **an**.

- e.g. 1 a pencil. 4 ... banana
 2 ... eraser 5 ... cabbage
 3 ... apple 6 ... album



2 Listen and tick.

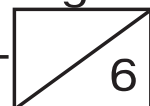
- | | | | | | |
|----|-------------------------------------|----|--------------------------|----|--------------------------|
| 11 | <input checked="" type="checkbox"/> | 14 | <input type="checkbox"/> | 17 | <input type="checkbox"/> |
| 12 | <input type="checkbox"/> | 15 | <input type="checkbox"/> | 18 | <input type="checkbox"/> |
| 13 | <input type="checkbox"/> | 16 | <input type="checkbox"/> | 19 | <input type="checkbox"/> |



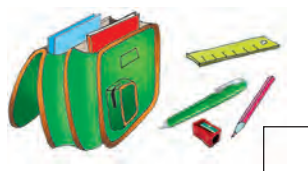
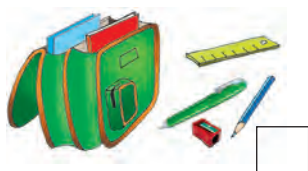
3 Write.

	swimming	running	playing tag	jumping
Malika	✓	×	✓	×
Alisher	×	✓	×	✓
Sardor	✓	×	×	✓
Nigina	×	✓	✓	×

e.g. Malika and Sardor like swimming.



4 Listen and tick.

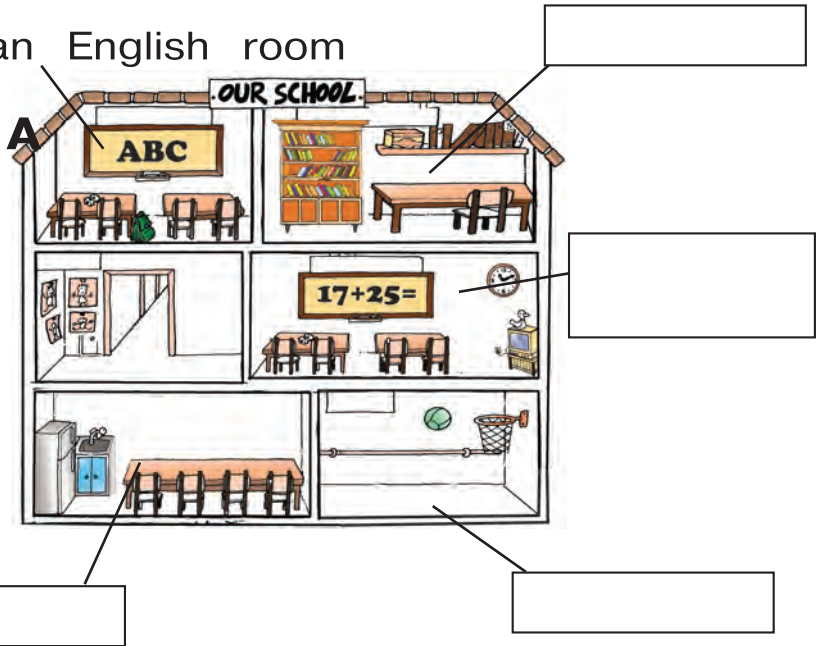


Unit 7 My school

Lesson 1 Our school is big.

4b Work in pairs. Look and write.

e.g. an English room



Homework

Complete the sentences.

Gaplarni to'ldiring.

big, small,
library, gym,
canteen

Our school is


We have

I like

Unit 7 My school

Lesson 2 The door is brown.

5 Look and complete.



6 Look and write.

This is our class. The walls are _____.
The door is _____. The windows
are _____. The board is _____.
The desks are _____.



Homework

Write three sentences about your school.

Maktabingiz haqida uchta gap yozing.

Unit 7 My school

Lesson 3 Is this ...?

4 ✨ Look and complete.

Is this a dog? _____?

Yes. It's ... _____.

Is that a balloon? _____.

No, it's ... _____.



Homework

Write four sentences.

To'rta gap yozing.

Our classroom is ... _____

We have ... _____

big small
window door
desk

Unit 7 My school

Lesson 4 Let's play!



Homework

Find 11 words and write.

11 ta so'z toping va yozing.

C	B	A	L	L	D	X	L	U	G
O	S	F	L	O	O	R	E	N	Y
T	C	L	A	S	S	R	O	O	M
G	H	D	E	S	K	E	H	Z	V
B	O	R	L	I	B	R	A	R	Y
I	O	T	W	D	O	O	R	I	H
P	L	A	Y	G	R	O	U	N	D
B	L	A	C	K	B	O	A	R	D

school,

Unit 8 Time

Lesson 1 In the morning

3a Read and complete the table.

in the morning	in the afternoon	in the evening
e.g. 1		

5 ✨ Write three sentences.



Homework

1a Look and write. Qarang va yozing.

in the morning | in the afternoon | in the evening



I play football



I go to school



I watch TV

1b Look and colour. Qarang va bo'yang.

Unit 8 Time

Lesson 2 It's 2 o'clock.

3 Listen, repeat and write the time.



1



2



3



4



5



6

1 It's twelve o'clock.

2 It's twelve thirty.

3 It's _____

4 It's _____

5 It's _____

6 It's _____



Homework

Complete the clocks and write the time.

Soatlarni tugallang va vaqtlarni yozing.

1.00  It's one o'clock _____.

1.30  _____.

3.00  _____.

3.30  _____.

Unit 8 Time

Lesson 3 What's the time, Mr Wolf?

2 Work in pairs. Ask and complete.



5 ✨ Write three sentences.

breakfast, English, watch TV

e.g. I have breakfast at 7.30.



Homework

Match. Raqamlarga mos vaqtlarni toping.

- | | |
|------|-----------------|
| 4.30 | a) six o'clock |
| 6.00 | b) seven thirty |
| 7.30 | c) two thirty |
| 2.30 | d) nine o'clock |
| 8.30 | e) four thirty |
| 9.00 | f) eight thirty |

Unit 8 Time

Lesson 4 Let's play!



Homework

1 Complete the sentences with *at*, *in*, *on*. Gaplarni *at*, *in*, *on* bilan to'ldiring.

- 1 I go to school on Monday.
- 2 Breakfast is _____ seven o'clock.
- 3 My English class is _____ the morning.
- 4 We have breakfast _____ ten thirty.
- 5 My favourite cartoon is _____ Tuesday.
- 6 _____ Sunday I get up _____ 9.00.

2 Read and draw the clocks.

O'qing va soat millarini chizing.

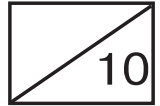
Hello. My name is Aziza. I am 9. I go to school on Monday, Tuesday, Wednesday, Thursday, Friday and Saturday. I get up at 7. I brush my teeth at 7.30 and have breakfast at 8 o'clock. I go to school at 8.30. At 3.30 I watch TV. I play games with friends at 4.00.



Progress Check 3

1 Listen and complete the sentences.

This is our class. We like our class.
The walls are _____. The door is
_____. The desks are _____.
The board is _____. The floor is
_____.



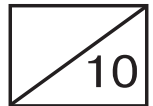
2 Read and complete.

Hello. My name is _____. I am ____.
I go to school on _____,
_____, _____,
_____ and _____. I like
_____ books.



3 Read and answer the questions.

When do you go to school?
What's your favourite classroom?
What colour are the walls?
What colour is the door?
What colour is your desk?



Unit 9 School subjects

Lesson 1 My favourite subject

2a Look, read and match.

e.g. maths English reading
PE mother tongue Russian
art music

4a Look and write.

e.g.

Thursday	
Maths	
Reading	
English	
Music	



Homework

Write your school timetable.

Dars jadvalingizni yozing.

Mon	Tue	Wed	Thur	Fri	Sat

Unit 9 School subjects

Lesson 2 Sevara likes maths.

1 Look, say and write.

Sevara has (have) breakfast at 7. She _____ (go) to school at 7.30. She _____ (play) games at 4. She _____ (read) books at 5.30. She _____ (watch TV) at 9.

3a Work in groups of 4. Ask and write.

e.g. **A:** I get up at 7.30. And you?

B: I get up at 7.

	me			
get up				
have breakfast				
watch TV				



Homework

Complete the sentences. Gaplarni to'ldiring.

- 1 Diana lives (live) in London.
- 2 She _____ (go) to school.
- 3 She _____ (get up) at 6.30.
- 4 She _____ (have) breakfast at 7.
- 5 She _____ (like) reading and PE.

Unit 9 School subjects

Lesson 3 Sevara doesn't like ...

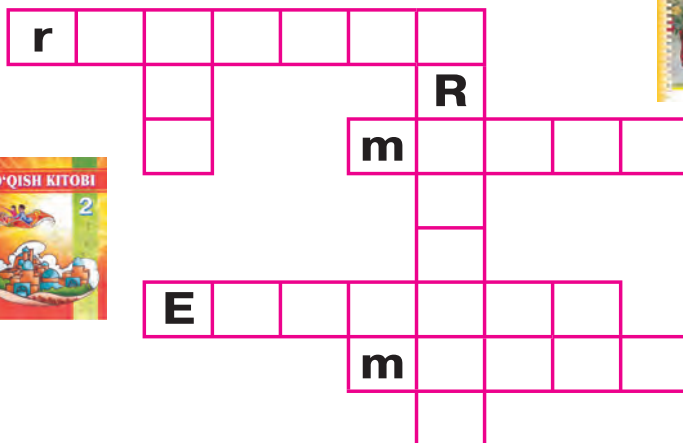
4a Play "Do you like ... ?"

	me			
English				
Maths				
Art				



Homework

1 Do the crossword.



2 Write two sentences about your favourite subject.

Sevimli faningiz haqida ikkita gap yozing.

e.g. I like English. We speak English at English lessons.

Unit 9 School subjects

Lesson 4 Let's play!



Homework

Read and write true sentences.

O'qing va to'g'ri gaplarni yozing.

My name is Sevara. I live in Samarkand. I get up at 6. I have breakfast at 7. I go to school at 7.30. I like English. We speak, write, read and sing songs at English lessons. We have English on Tuesday and Friday. They are my favourite days. I don't like Monday and Wednesday. We have music. I don't like music!

1 She lives in Tashkent.

e.g. She doesn't live in Tashkent.

2 She gets up at 6.30.

3 She has breakfast at 7.30.

4 She goes to school at 8.

5 She likes music lessons.

Unit 10 Months

Lesson 1 January, February ...

1b Write the order.

① January, April, August, May, February,
November, July, October, March, June,
September, December ⑫



Homework

1 Write the months. Oylarni yozing.

Months that start with 'J' e.g. June.	Months that have 30 days e.g. April
Months that end with 'r' e.g. December	Months that have 31 days e.g. January

2 Write the months. Oylarni yozing.

— — — — — — — — — — —
— — — — — — — — — — —
— — — — — — — — — — —

Unit 10 Months

Lesson 2 There are 30 days in ...

3b Look and complete.

- | | |
|-----------------|-----------------|
| 21 twenty-one | 27 twenty-seven |
| 22 twenty-two | 28 twenty-_____ |
| 23 twenty-three | 29 twenty-nine |
| 24 twenty-_____ | 30 thirty |
| 25 twenty-five | 31 thirty-_____ |
| 26 twenty-_____ | |

4b Write three sentences.



Homework

1a Do the quiz. Jumboqni toping.

- 1 It starts with 'D'. e.g. December
- 2 It starts with 'M' and has 3 letters.
- 3 It starts with 'A' and has 5 letters.
- 4 It starts with 'M' and has 5 letters.


1b Make a quiz as in 1a.

1a mashqdagi kabi jumboq tuzing.

Unit 10 Months

Lesson 3 What's your favourite ...?

4b Play "Our favourite season".





Homework

Draw and write. Chizing va yozing.

My favourite season



Unit 10 Months

Lesson 4 Let's play!

3 Look, read and complete.

His birthday is in _____.

Her _____.



Homework

1 Read and match.

Rasmga mos matnni toping.

①

I'm six years old. It's my birthday.

②

I'm seven years old. It's my birthday cake.

2 Complete the sentences.

Gaplarni tugallang.

My name is _____.

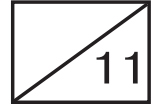
My favourite season is _____.

My favourite month is _____.

I have my birthday in _____.

Progress Check 4

1 Listen and write.



2 Write the numbers.

Fifteen e.g. 15

Twenty-seven _____

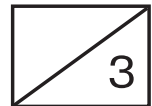
Thirty _____

Twenty-two _____

Thirteen _____



3 Write at, on, in.



I do not go to school _____ Sundays.

I get up _____ seven thirty. My birthday

is _____ January.

4 Say four subjects you like.



Unit 11 Holidays

Lesson 1 I like presents.

2a Look, read and match.

Women's Day _____ c _____
Teachers' Day _____
Birthday _____

4b  Draw and write.





Homework

Complete. Gaplarni tugallang.

This is my mum. Her birthday is _____

_____.

This is my _____. His birthday is _____.

This is _____.

birthday is _____.

Unit 11 Holidays

Lesson 2 It's in September.

2b Read and match.

eat	o'tkazmoq, ekmoq
dance	raqsga tushmoq
plant	Yer kuni
Earth day	yemoq

5 Complete the sentences.

Independence Day is in _____

Women's Day is in _____

Teachers' Day is _____



Homework

Complete the sentences. Gaplarni to'ldiring.

e.g. Navruz is in March.

Teachers' Day is _____.

Women's Day is _____.

My birthday _____

Unit 11 Holidays

Lesson 3 Happy Navruz!

3a Complete and read your story.

_____ is my favourite month.
In _____ we have _____.
We _____ and eat
_____. It's a lot
of _____!



Homework

Write about Navruz.

Navro'z haqida yozing.

My favourite month is _____.
In Uzbekistan, we have _____.

We sing _____.
We eat special food — _____.
It's a lot of _____!

Unit 11 Holidays

Lesson 4 Let's play!

2 Play "Write in order".

Calendar order

e.g. New Year's Day — January, 1

ABC order

e.g. B — birthday,



Homework

Write about your favourite month/holiday. Sevimli oy/bayramingiz haqida yozing.

Unit 12 My day

Lesson 1 I make my bed.

4 ✨ Look and write.

I		my	bed.
You	do (es)	your	morning exercises.
He	make (s)	his	face.
She	comb (s)	her	hands.
We	wash (es)	our	hair.
They		their	

e.g. I do my morning exercises.



Homework

Complete the sentences. Gaplarni to'ldiring.

- 1 _____ make my bed.
- 2 She combs _____ hair.
- 3 _____ our hands and face.
- 4 You _____ morning exercises.

Unit 12 My day

Lesson 2 It's time ...

1b Look, read and match.



a



b



c

- 1 It's time to have lunch.
- 2 It's time to go to school.
- 3 It's time to get up.

3a Listen and draw the time.



4 ✨ Write the sentences.

- 6.30 **e.g.** It's time to get up. _____.
- 7.00 It's time to _____.
- 7.30 It's time to _____.
- 5.00 It's time to _____.



Homework/

Look at activity 4 and write.

4-mashqqa qarang va yozing.

- 2.00 It's time to _____.
- 4.00 _____.
- 7.00 _____.
- 9.00 _____.

Unit 12 My day

Lesson 3 You are late!

1b Look and write.



He is happy.











Homework

Find 6 words and write.

6 ta so'z toping va yozing.

T	I	R	E	D	D
O	H	A	P	P	Y
B	U	S	Y	S	S
G	N	A	E	L	K
B	G	D	L	A	B
I	R	T	W	T	O
P	Y	A	Y	E	R

e.g. tired

Unit 12 My day

Lesson 4 Let's play!



Homework

happy are
hungry
sad busy

1 Read and complete.

O'qing va gaplarni tugallang.

How are you, Mr Kangaroo?

How _____ you?

How _____ you?

I am _____, I am _____,

I am a _____ kangaroo.

2 Read and complete.

O'qing va gaplarni tugallang.

It's time to _____.

I go to school at _____.

I _____.

You _____.

He _____.

Progress check 5

1 Read and answer the questions.

1 What is your favourite holiday? _____

_____.

2 When is your birthday? _____

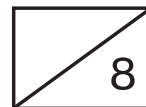
_____.

3 What special food do we eat at Navruz? _____

_____.

4 What is your favourite month? _____

_____.



2 Listen and complete.

Hello. My name's Asila. I'm _____.

I live in Andijan. I go to school in

the _____.

My favourite subject is _____.

I like holidays. My favourite holiday is _____.



Unit 13 Clothes

Lesson 1 She has a pink dress.

4b ✨ Write three sentences.

e.g. She has a blue skirt. _____



Homework

1 Colour and write.

Rasmlarni bo'yang va yozing.



She has ...

He has ...

2 Write four sentences about your clothes.


Kiyimlaringiz haqida to'rtta gap yozing.

e.g. I have a white cap.

Unit 13 Clothes

Lesson 2 Where are my shorts?

4 Play "Picture dictation".



5  Look and write.

skirts — a skirt	jeans — X



Homework

Look and write.

Qarang va yozing.

e.g. She has ...



Unit 13 Clothes

Lesson 3 Do you like your uniform?

3b Choose and complete.

Girls wear _____
_____.

Boys wear _____
_____.

4 ✨ Write the words in the right box.

shorts trousers skirt shirt dress
jeans blouse T-shirt hat cap

girls	girls and boys	boys



Homework

Write about your school uniform.

Maktab formangiz haqida yozing.

I like _____.

Girls wear _____.

Boys _____.

Unit 13 Clothes

Lesson 4 Let's play!

4 Work in pairs. Find five differences.

Picture A	Picture B
e.g. a white hat	a red hat



Homework

Complete the sentences. Gaplarni tugallang.

It is hot in summer. Girls wear _____

_____.

Boys wear _____

_____.

I _____

_____ in summer.

In spring I wear _____

_____.

Unit 14 The world of fairy tales

Lesson 1 I like cartoons.

2d Look and match.

- 1 What big eyes you have! d
- 2 What big ears you have!
- 3 What big teeth you have!
- 4 What a big nose you have!



(a)



(b)



(c)



(d)



Homework

Put the sentences in order.

Gaplarni tartib bo'yicha raqamlang.

- Granny, what big eyes you have!
- 1 Little Red Riding Hood goes to her granny.
- The wolf runs and eats granny up.
- Granny, what big teeth you have!
- She meets the wolf.

Unit 14 The world of fairy tales

Lesson 2 On the farm

3b Choose an animal and write.



Homework

Look and write about wild animals.

Qarang va yovvoyi hayvonlar haqida yozing.



e.g. Tigers are big cats.
They are black and yellow.
They can run, jump, swim and bite.

Unit 14 The world of fairy tales

Lesson 3 Let's go to Susambil!



Homework

1a Look and put the pictures in order. Qarang va rasmlarni tartib bo'yicha joylashtiring.

e.g. 1 – d



1b Describe the pictures.

Rasmlarni tasvirlang.

e.g. Mother likes Qimmat.
She doesn't like Zumrad.

Progress check 6

1 Choose the correct answer.

1 Her name's Guli. _____ likes cartoons.

a) she b) he c) we

2 My brother _____ eighteen.

a) am b) is c) are

3 I have _____.

a) five book b) books five


c) five books

4 I _____ to school on Sundays.

a) go b) don't go c) going



2 Look and match.

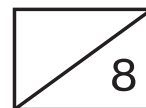


a) see-saw

b) sharpener

c) pencil case

d) hopscotch



3 Complete.

A: Can I _____ a pen?

B: No, _____.

A: Can I have a pen, _____?

B: Yes. Here _____ are.

