

H.R. SANAKULOW, D.P. HODIÝEWA, A.R. SANAKULOWA

# TEHNOLOGIÝA

*Umumy orta bilim berýän mekdepleriň  
3-nji synpy üçin derslik*

*Özbeqistan Respublikasynyň Halk bilimi  
ministrligi tarapyndan hödürlenen*



«SHARQ» NEŞIRÝAT-ÇAPHANA  
PAÝDARLAR KOMPANIÝASYNÝŇ  
BAŞ REDAKSIÝASY  
DÄŞKENT – 2019

UO'K: 372.831(075)

KBK 74.263

S – 30

## S y n ý a z a n l a r :

- M.Jumayew** – Nyzamy adyndaky DDPU professory;  
**L.Bekowa** – Respublikan Tälim merkeziniň metodisti;  
**M.Muhiddinowa** – Daşkent şäherindäki 81-nji mekdebiň tehnologiýa mugallymy;  
**N.Komilowa** – Daşkent şäherindäki 104-nji mekdebiň tehnologiýa mugallymy.

## Şertli belgiler:



– ýumuş



– kärler barada maglumat



– sorag



– öýde ýerine ýetiriň



– ýatlatma



– özbaşdak iş

S–30 **Sanakulow, H.** we başg.

**Tehnologiýa:** 3-nji synp üçin derslik / H.R. Sanakulow, D.P. Hodiýewa, A.R. Sanakulowa. – D.: «Sharq», 2019. – 80 s.

I. 1,2. Awtordaş.

UO'K: 372.831(075)  
KBK 74.263

**Respublikanyň ýörite kitap gaznasynyň serişdeleriniň hasabyndan çap edildi.**

ISBN 978-9943-26-909-5

© H. Sanakulow, D. Hodiýewa, A. Sanakulowa, 2016.  
© «SHARQ» NÇPK Baş redaksiýasy, 2016, 2019.

## GIRIŞ

Eziz okuwçylar!

Siz 2-nji synp «Tehnologiýa» derslerinde tebigy we dürli materiallardan öý guşlaryny, haýwanlary, kiçi göwrümlü oýnawaçlary, modelleri ýasamagy, iş gurallaryndan howpsuzlyk tehnikasynyň kadalaryna amal etmek bilen peýdalanmagy öwrendiňiz.

Indi 3-nji synpda tebigy we dürli materiallardan ýerine ýetirilişi taýdan çylşyrymly, köp basgançakly bezegli oýnawaçlary, maketleri we modelleri ýasamagy öwrenersiňiz.



Amaly işleri ýerine ýetirmegiňizde döredijilikli çemeleşip, täze taslamalary taýýarlarda iş gurallaryndan dogry we ýerlikli peýdalanmak endiklerini ösdürersiňiz.

Şu dersligiň sahypalarynda berlen iş nusgalaryny owadan we oňat hilli ýerine ýetirmekde mugallymyňyzyň maslahatyndan, ata-eneňiziň kömeginden peýdalanyň.

Eziz okuwçylar, derslikde berlen iş nusgalaryny ýerine ýetirmek bilen, olaryň täze görnüşlerini döretmäge, oýlap tapmaga çalşyň. Geljekde size beýik işler garaşýandygyny unutmaň.

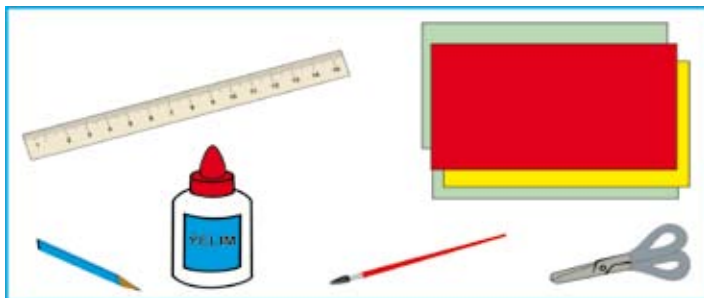
Şu dersligiň size ýakyn kömekçi boljakdygyna ynanýarys.

# TEHNOLOĐIYA DERSİNDE YERİNE YETİRİLİYAN İŐLERDEN NUSGALAR

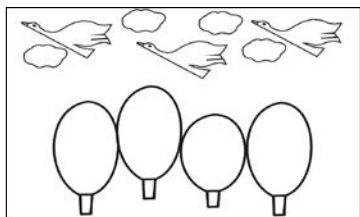


# «GÜYZ» GÖRNÜŞINI APPLIKASIYA USULYNDÄ ÝASAMAK


## Bize gerek bolýan iş gurallary



Güyz görnüşine laýyk detallary öňünden taýýarlaň.



Bagdaky agaçlaryň ýerleşiş tertibini gözden geçiriň. Reňkli kagyzlardan agajyň şekillerini gyrkyň, zygiderlikde ýerleşdirip ýelimpläň.






4



5



6



7

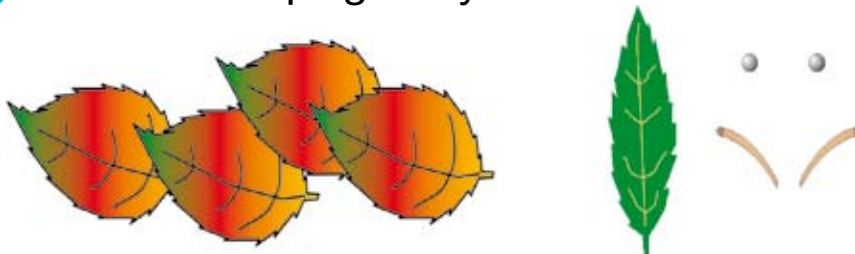


Her pasly öz görnüşinde şekillendirmäge çalşyň.




## KEBELEGIŇ ŞEKILINI GURMAK-ÝASAMAK


! Kebelegiň şekiline laýyk ýapraklary toplaň we arassalap guradyň.



! Kebelegiň şekilini ýasamazdan öň kebelegiň çyzgysyny çyzyň.

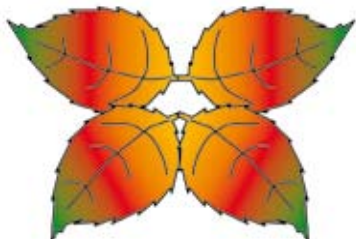


1



2

! Guradylan ýapraklary bir-birine gabatlap dogry ýerleşdiriň we ýelimläň.



3



4



## Özbaşdak işiň nusgalary



1



2



Kebelegiň şeklini nähili materiallardan ýasamak mümkin?

Siz nähili görnüşdäki kebelegi özbaşdak ýasap bilersiňiz?



3



4






## Özbaşdak işiň nusgalary



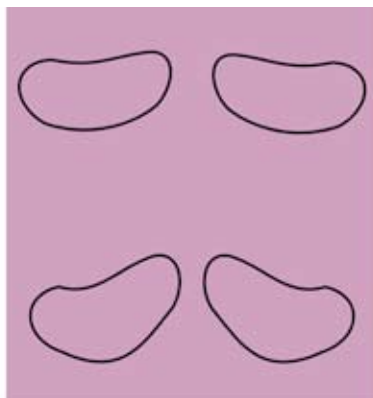
## HEREKETLI OÝNAWAÇLARY ÝASAMAK



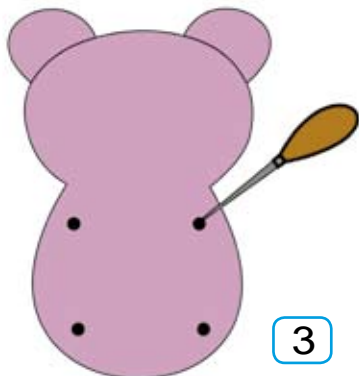
Karton kagyza aýyjygyň böleklerini çyzyň we gyrkyp alyň.



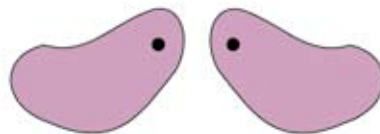

1



2



3



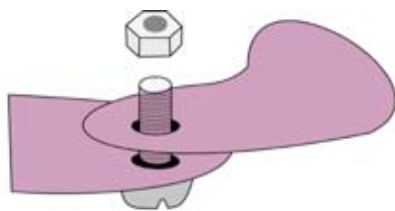
4




Aýyjygyň bölekleriniň birikdirilýän nokatlaryny bellik ediň, mugallymyň gözegçiliginde deňiň.




Aýyjygyň böleklerini aşakdaky yzygiderlikde birikdiriň.



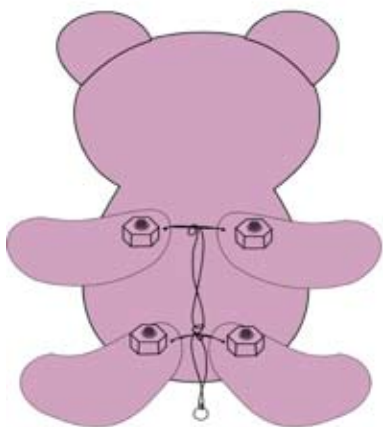
5



6



7



8



9

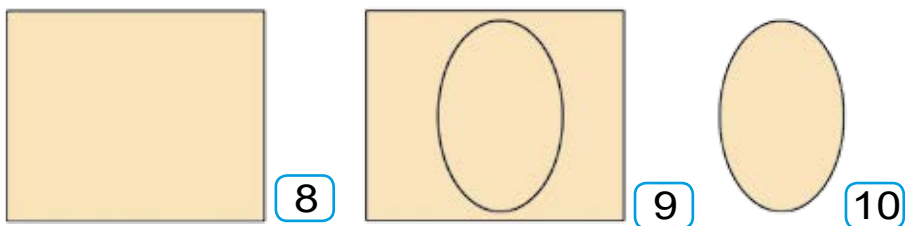
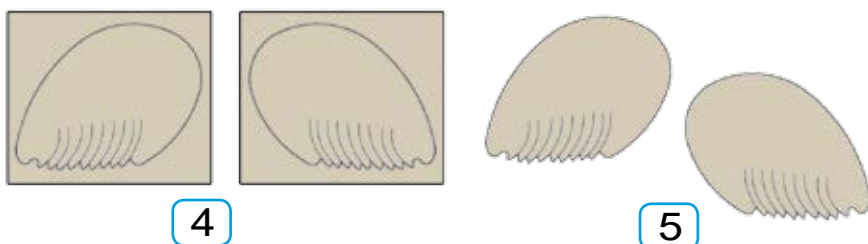
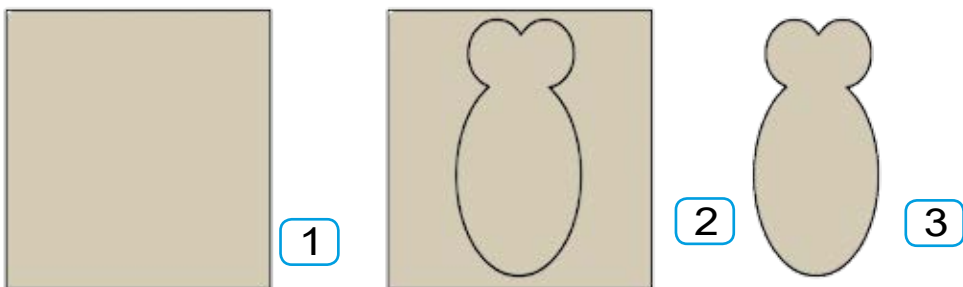
11


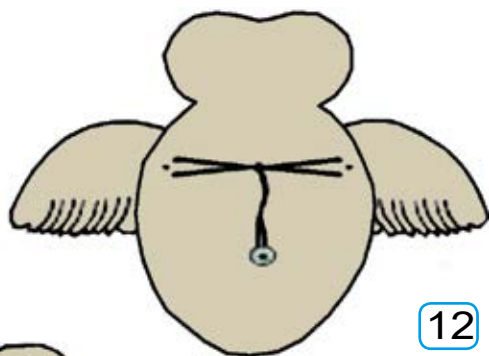
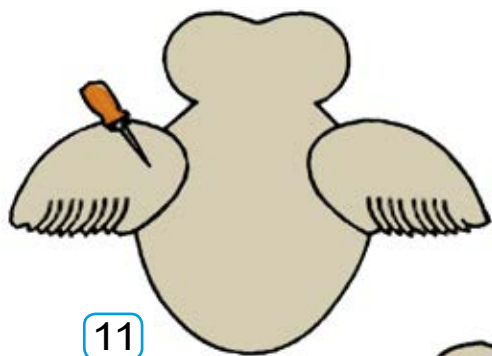


Özbaşdak işiň nusgalary



Hereketlenýän modelleri özbaşdak ýasajak boluň.






Guşuň şeklini applikasiýa usulynda özbaşdak ýasajak boluň.




## SAMANDAN APPLIKASIÝA USULYNDÄ HAÝWANLARYŇ, GÜLLERIŇ, JANDARLARYŇ ŞEKILINI ÝASAMAK



Ütük bilen işlände ulularyň kömeginden peýdalanyň.



Mugallymyňyz taýýarlap beren samanlary kagyza ýelimpläň we zygiderlikde ýerine ýetiriň.



1



2



3



Özbaşdak işiň nusgalary



Iş hereketlerine syn ediň we ýasajak boluň.



Samandan dürli kompozisiýa dörediň we ýakynlaryňyza sowgat ediň.



## 1-nji barlag işi

Ýapraklardan jandarlaryň şeklini ýasamak






# «ERTEKI GAHRYMANLARYNY» APPLIKASIÝA USULYNDÄ ÝASAMAK




Her bir basgançagy yzygider, dogry ýerine ýetiriň.



10



11



12



13



14



15



Özüňiz halan erteki gahrymanyny applika-siýa usulynda taýýarlamaga çalşyň.




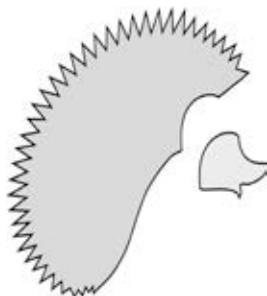
## Özbaşdak işiň nusgalary

Kagyздan kirpiniň şeklini özbaşdak ýasajak boluň.


1




2




3



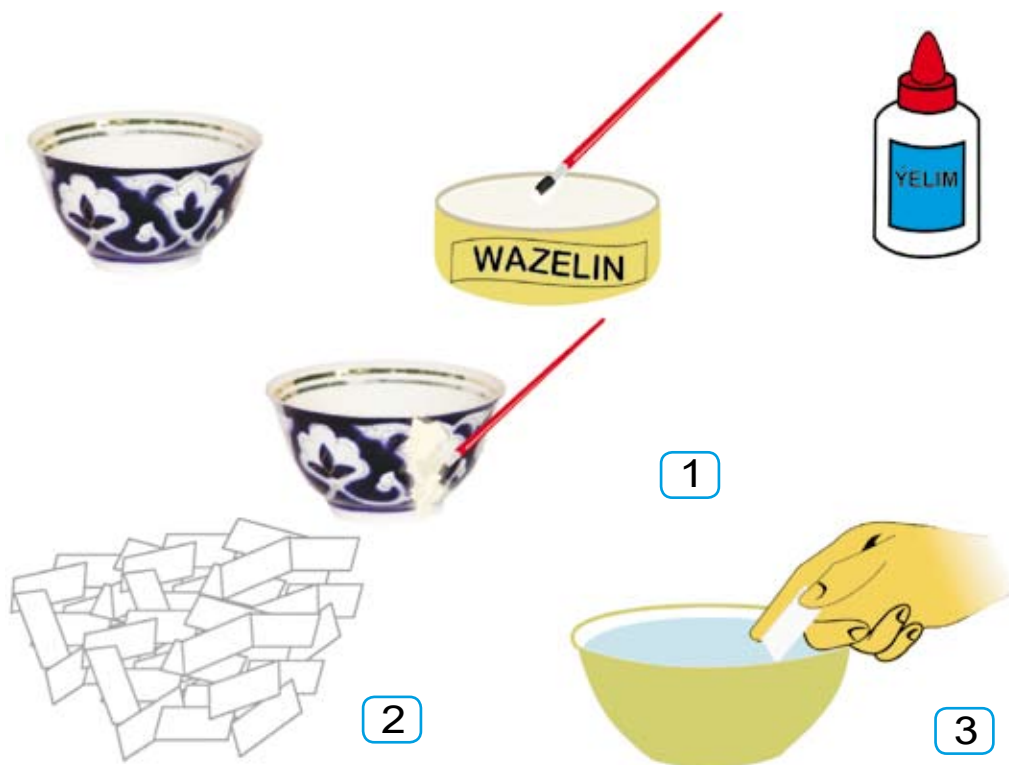
4



Öý guşunyň şekli nähili geometrik şekil-  
lerden ybarat?



## PAPE-MAŞE USULYNDÄ KÄSE TAÝÝARLAMAK WE BEZEMEK



Käsäniň daşyna wazelin ýa-da ýag çalyň. Kagyzy maýda böleklere bölüň. Käsäniň birinji gatyna kagyz böleklerini suwa batyryp, käsäniň üstüne tekiz edip ýapyşdyryň. Ikinji gatyna kagyz böleklerini ýelimiň kömeginde ýapyşdyryň.



Käse taýýarlamak üçin gerekli iş gurallaryndan dogry peýdalanyň.



4



5



6



7



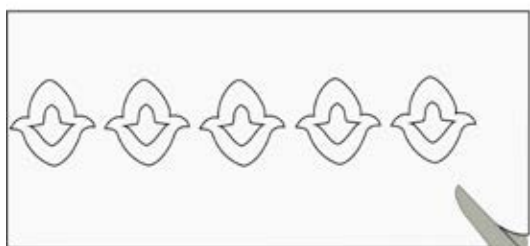
Kagyz böleklerini ikinji gata uzynlygyna ýelimpläň. Bu bolsa kagyz gatlaryny ýaňlyşmagyndan saklaýar. Bu ýagdaý 6–7 gezek gaýtalaň.



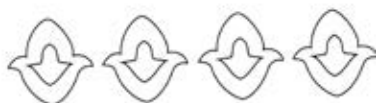
8




9



10



11



12



13

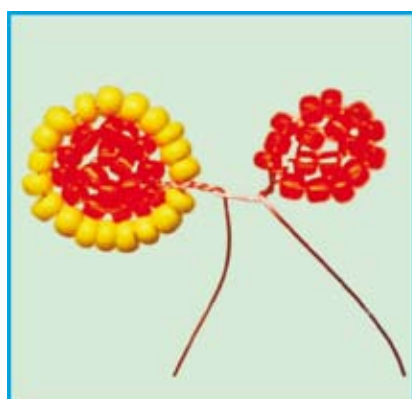


Käsäni 3 günüň dowamynda guramaga goýuň. Soňra käsäniň daşyny gök reňke boýaň we nagyş elementleri bilen bezäň.

## SOWGAT ÜÇİN SUWENIR ÝASAMAK

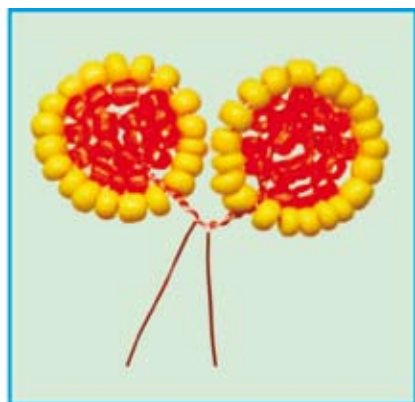


1



2

! Ýumşak sime gülüň şeklini emele getirýän gülüň ýapraklary üçin iki dürli reňkdäki hünjüleri (biserleri) zygiderlikde ýerleşdiriň.



3



4

! Taýýarlanan güle ýene nähili goşmaça girizmek mümkin. Bu işe döredijilikli çemeleşiş.





Birnäçe gül ýapraklaryny bir-birine berkidip gül şekilini emele getiriň.



5



6



Özbaşdak işiň nusgalary







## Özbaşdak işiň nusgalary




Iş nusgalaryna üns beriň. Özbaşdak ýasanyňyzda özgerdişler girizjek boluň.



## DÜRLI KAGYZLARDAN GIRLÝANDLAR WE GAR BÖLEJIGINI ÝASAMAK

! Gar bölejigini aşakdaky yzygiderlikde ýasap görüň.




1



2




3




4


? Oýlanyň. Ýene nähili gar bölejiklerini ýasamak mümkin?




5



6



7



8



9



10



## Özbaşdak işiň nusgalary



1



2



3



4

# REŇKLI KAGYZDAN ARÇA ÝASAMAK



1



2



3



4



Howpsuzlyk kadalaryny berjaý ediň.



5




6



Kagyz böleklerini tertip bilen ýelimläň.



7



8



9



10



11



12



13




Arça laýyk oýnawaçlar ýasaň.



## 2-nji barlag işi

Reňkli kagyzlardan göwrümlü arça oýnawajyny taýýarlaň



1

2



3



4


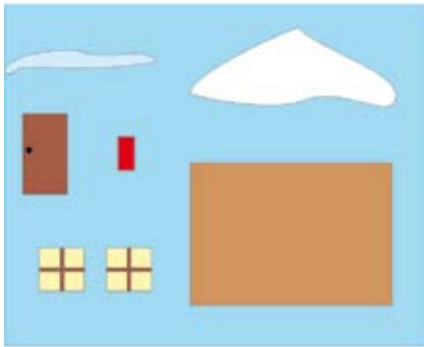
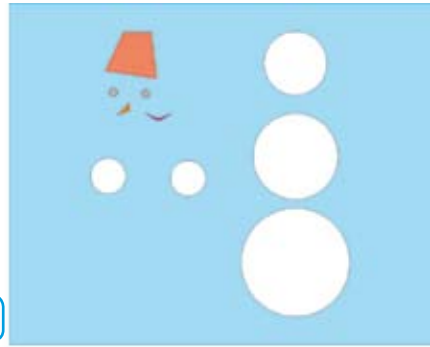



5



6

## GYŞYŇ GÖRNÜŞINI APPLIKASIÝA USULYNDÄ ÝASAMAK



Her bir şekili dogry ýerleşdirip, gyşyň görnüşini dörediň.



7



8



Gyşyň görnüşinden nusgalar ýasajak boluň.  
«Özbeğistanda gyş» temasyny özbaşdak  
applikasiýa usulynda işlemäge çalşyň.



## GÖNI TIKIN TIKMEK



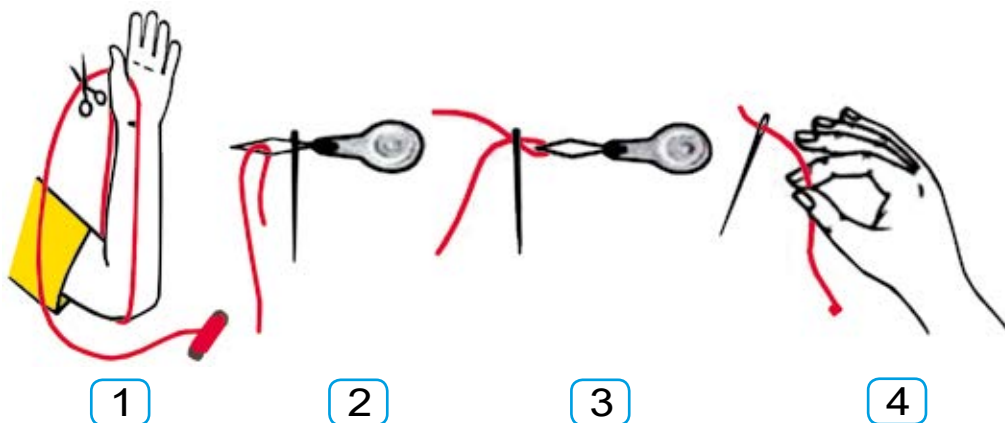
Göni tikin tikmek üçin aşakdaky kadalara amal ediň.

Iňňe bilen işlemegiň kadalary.

1. Iňňäni ulanyp bolansoň, mahsus iňňe ýassyjagyna sanjyp goýuň.

2. Iňňäni hiç haçan agzyňyza sokmaň.

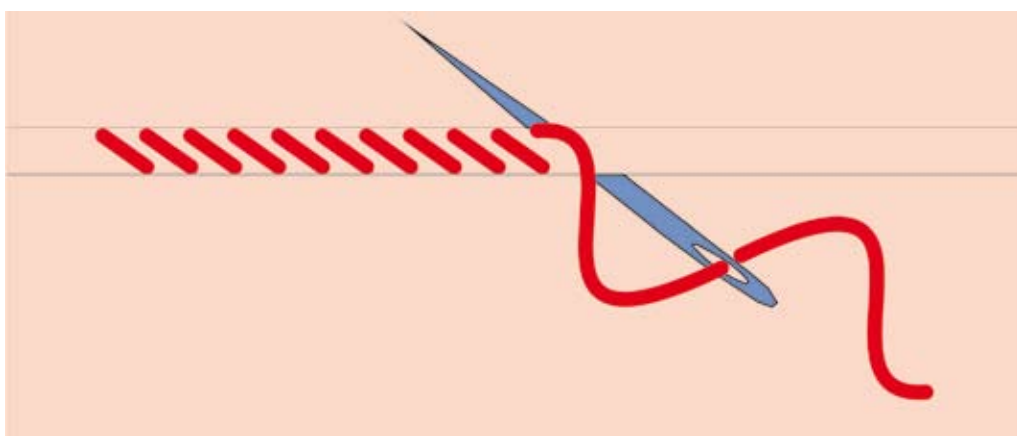
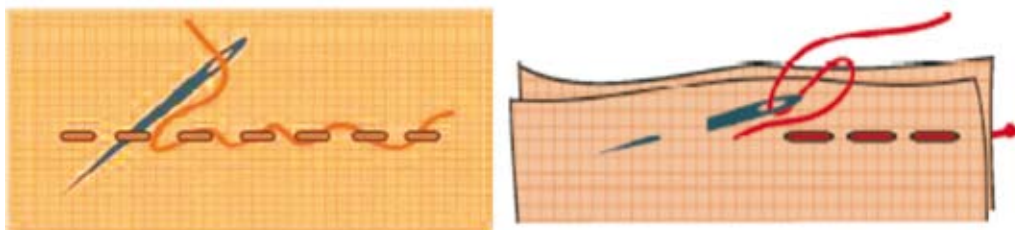
3. Işden oň we işden soň iňňeleri sanap görüň, ýetişmeýän iňňeleri hökman tapyň.



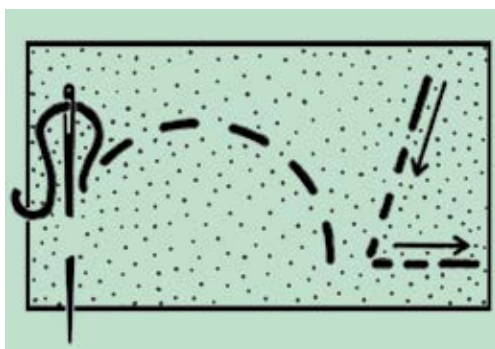
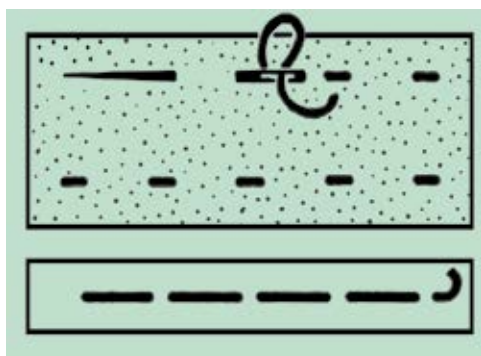
4. Gerekli uzynlykdaky sapagy ölçäp ony gyrkyp alyň (1-nji surat).

5. Iňňä sapak geçirip düwün emele getirmegi unutmaň (2, 3, 4-nji suratlar).

Tikiniň görnüşleri bilen tanyşyň.



Dürli tikiňlerde tikmegi öwreniň.





## Özbaşdak işiň nusgalary



1



2



Kartondan taýýarlanan üňi esasynda mata böleklerinden islendik ölçegdäki (tegelek) şekli gyrkyp alyň.



3



4



Gyýyklary göni tikin bilen işläň.



5



6



7



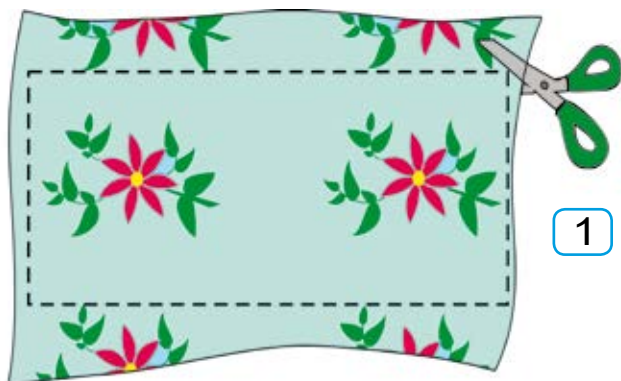


Bezeg tikinlerinden peýdalanyň.



## Özbaşdak işiň nusgalary


Göni tikiniň kömeginde tutawaç tikiň.







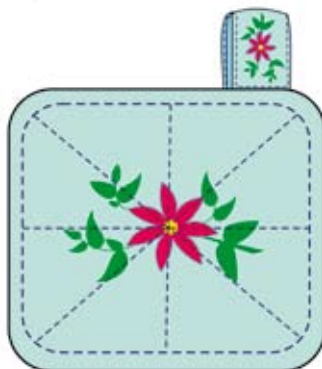
6




7



8



9

 Nähili tutawaçdan peýdalanmak amatly?




10



Tutawajyň şekline özgerdiş girizmek mümkin. Olary taýýarlajak boluň.

## IÑÑE ÜÇIN ÝASSYJAK TIKMEK



1



2



Iňňe üçin ýassyjak tikmegiň tertibi bilen tanşyň. Amaly işe döredijilikli çemeleşip, öz iňňe üçin ýassyjagyňyzy taýýarlaň.



3



4



5



6



Iňňe bilen işlände howpsuzlyk kadasyna amal etmegi unutmaň.



7

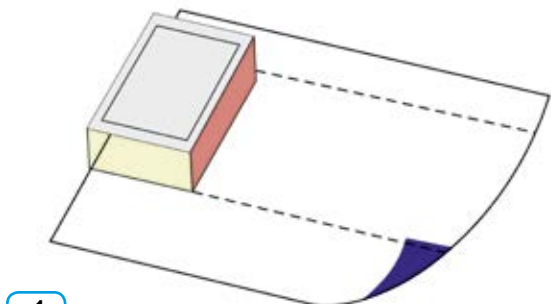


8

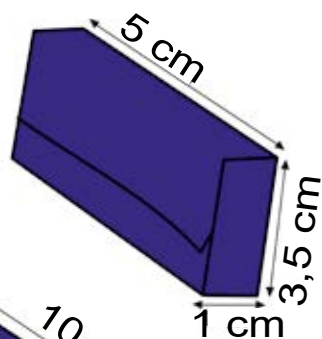
## DÜRLI GEOMETRIK ŞEKILLERDEN HEREKETLENÝÄN MODELLERI GURMAK-ÝASAMAK



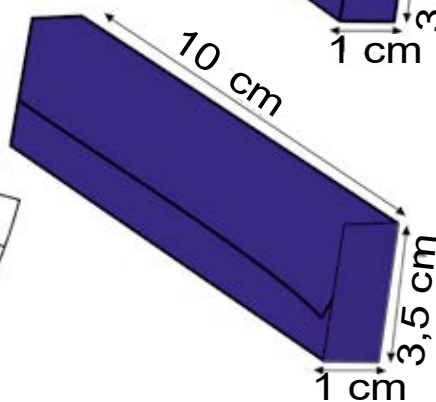
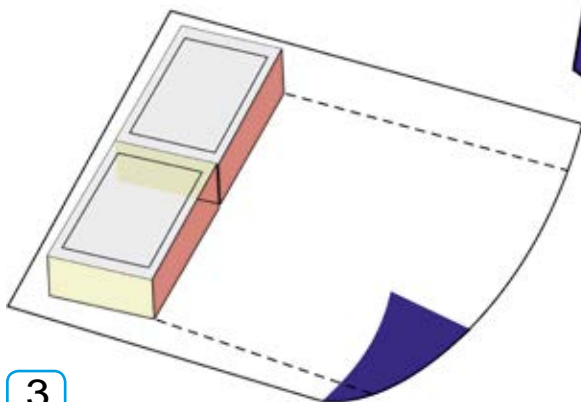
Kiçi göwrümdäki boş gutujyklardan hereketlenýän maşynyň modelini ýasajak boluň.



2



1



3


4



Hereketlenýän maşyn modeliniň böleklerini dogry bellik ediň.




Maşynyň tigirlerini ýasanda plastmassa gapakdan peýdalanyň.



5



6



7




Sürüji ir daňdan gün batýança adamlary öz menzillerine howpsuz ýetip barmaklary üçin hyzmat edýär.

Sürüji kári hemişe düşbülgi, hüşgärligi talap edýär.

# BAHARKY GÜLLER KOMPOZISIÝASYNY TAÝÝARLAMAK



1



2



Bahar güllerini reňkli kagyzlardan ýasajak boluň!



3



4



5

## KAGZY EPLEMEK WE GYRKMAK USU- LYNDA GÜLLERİŇ ŞEKILINI ÝASAMAK



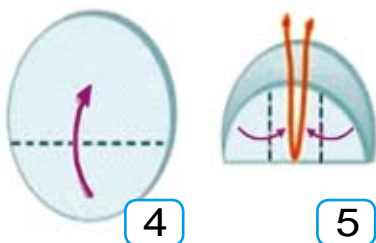
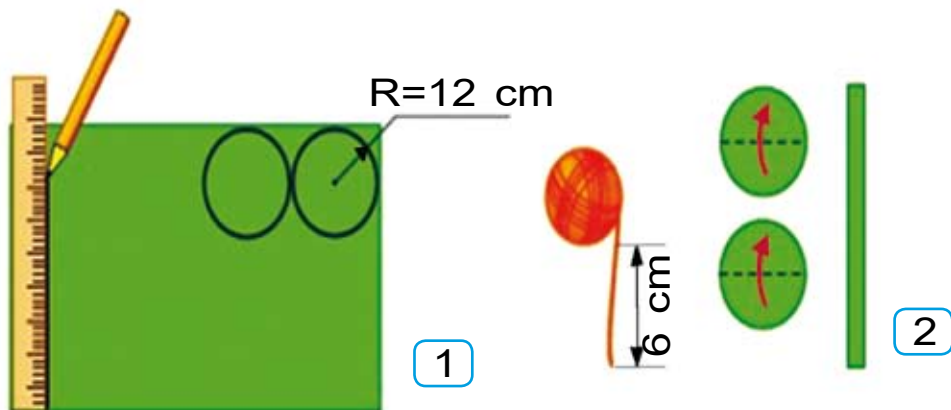
Dürli kagzlardan baharky güller kompozisiýasyny taýýarlamagyň basgançaklaryny yzygiderlikde ýerine ýetiriň.







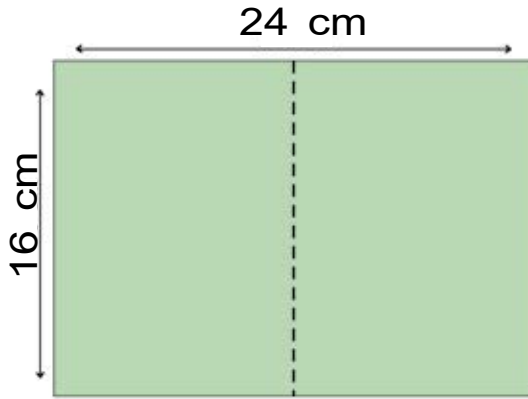
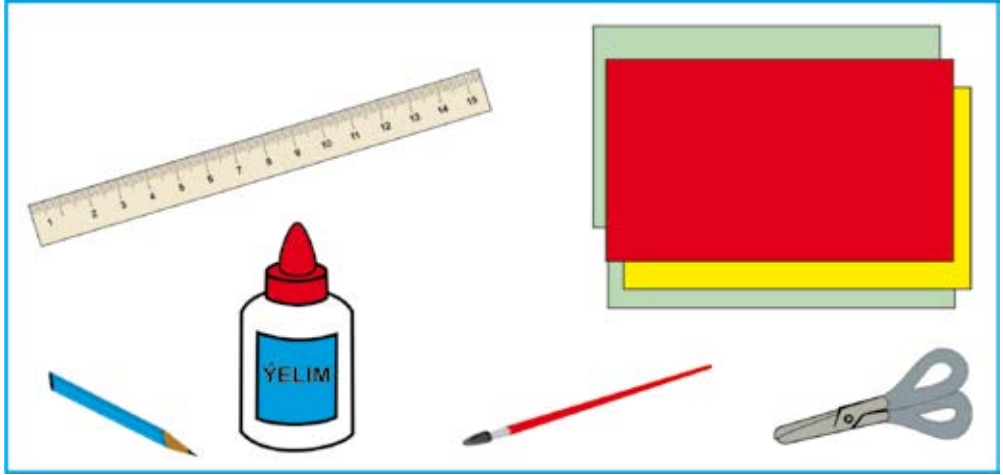
## Özbaşdak işiň nusgalary



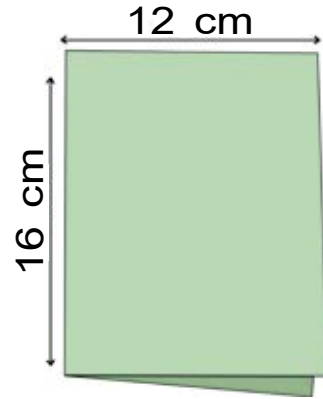
# BAÝRAMA GUTLAG HATY ÝASAMAK



Gerekli iş gurallaryny öňünden taýýarlaň.



1



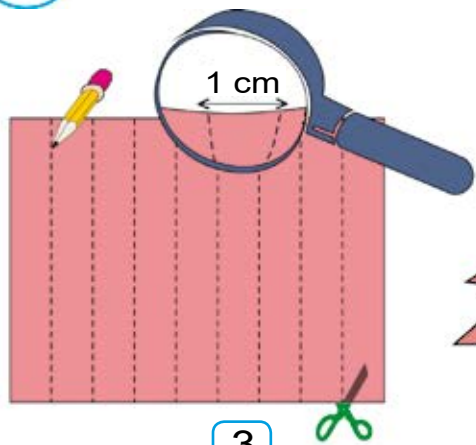
2



Gutlag haty ýasamak üçin ölçegleri dogry bellik ediň.




Ölçegini we reňkini dogry saýlaň.



3



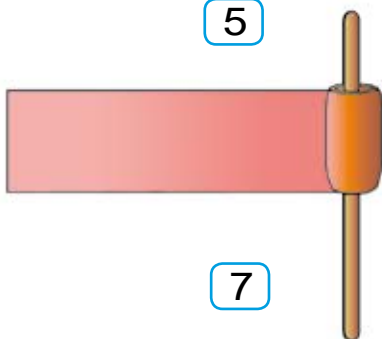
4



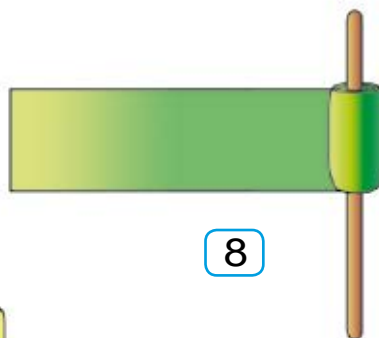
5



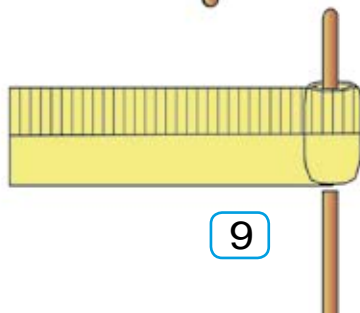
6



7



8



9



10



11



12



13



14



15



Kwiling usulynda güller taýýarlarda ýörite gyrkylan kagyздan peýdalanylň.



16



17



18



19



20



Ejejanym, gutly bolsun,  
Gözel bahar baýramyňyz.  
Gujagyňyz gülden dolsun,  
Şatlyklara durmuşyňyz.

*Allabergen Polat*



### 3-nji barlag işi

Applikasiýa usulynda gül dessesi  
kompozisiýasyny ýasamak



1



2



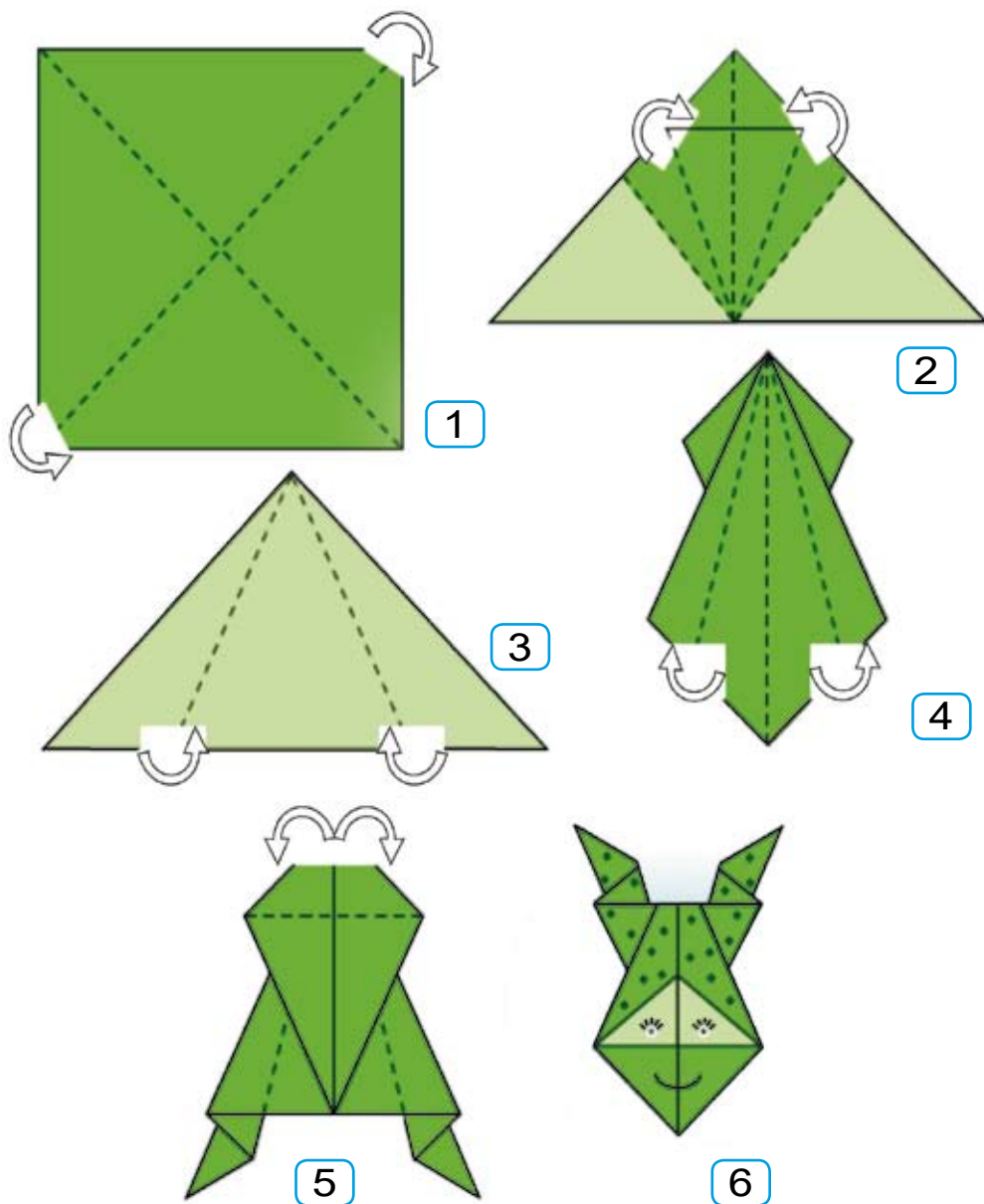
3




4



# Özbaşdak ýasajak boluň



# NOWRUZ BAÝRAMY ÜÇIN BEZEGLE- RI TAÝÝARLAMAK



1



2




3



4



5



6






Özbaşdak işiň nusgalary



1



2



3




4




Dürli kagyzlardan baýram üçin nähili bezegleri taýýarlamak mümkin?

## «GÜLDANDAKY GÜLLER» KOMPOZISIÝASYNY ÝASAMAK




1

2



3



4



Tohumlary tertip bilen ýerleşdiriň.



5



6



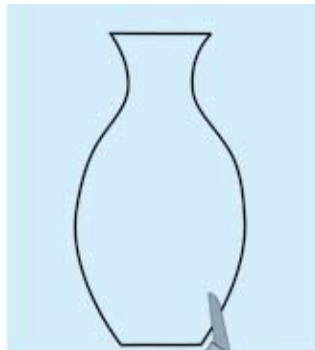
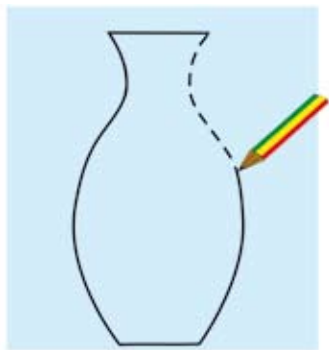


Dürli materiallardan gülleriň şeklini ýasap, özüňiziň nähili döredijidigiňizi synaň!





## Özbaşdak ýerine ýetirilýän işler



1



2



Güldan üçin ülni taýýarlaň we ony gülli ýa-da reňkli kartona ýerleşdirip gyrkyp alyň.



3



Güldanyň böleklerini birikdirip tikende tiken görnüşlerinden peýdalanyň.



4

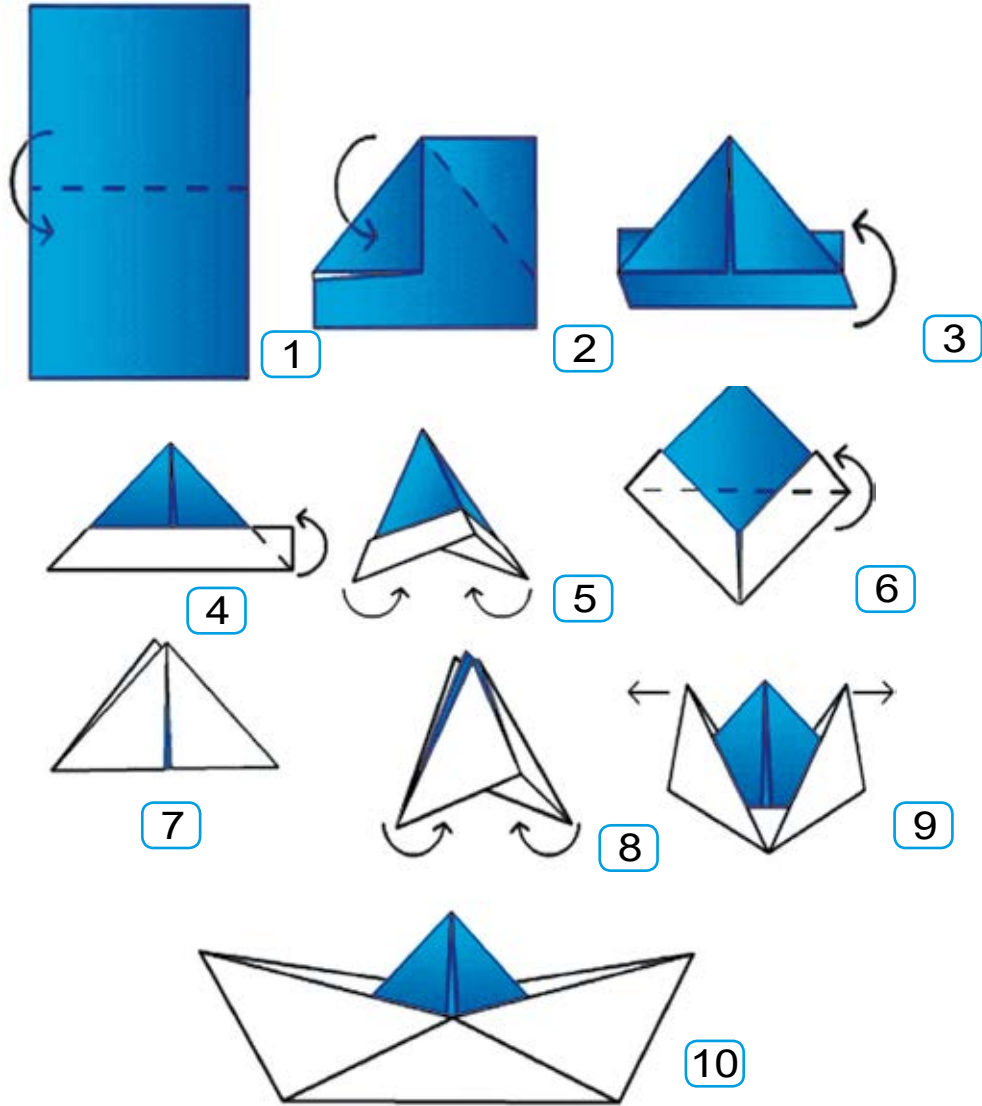


5

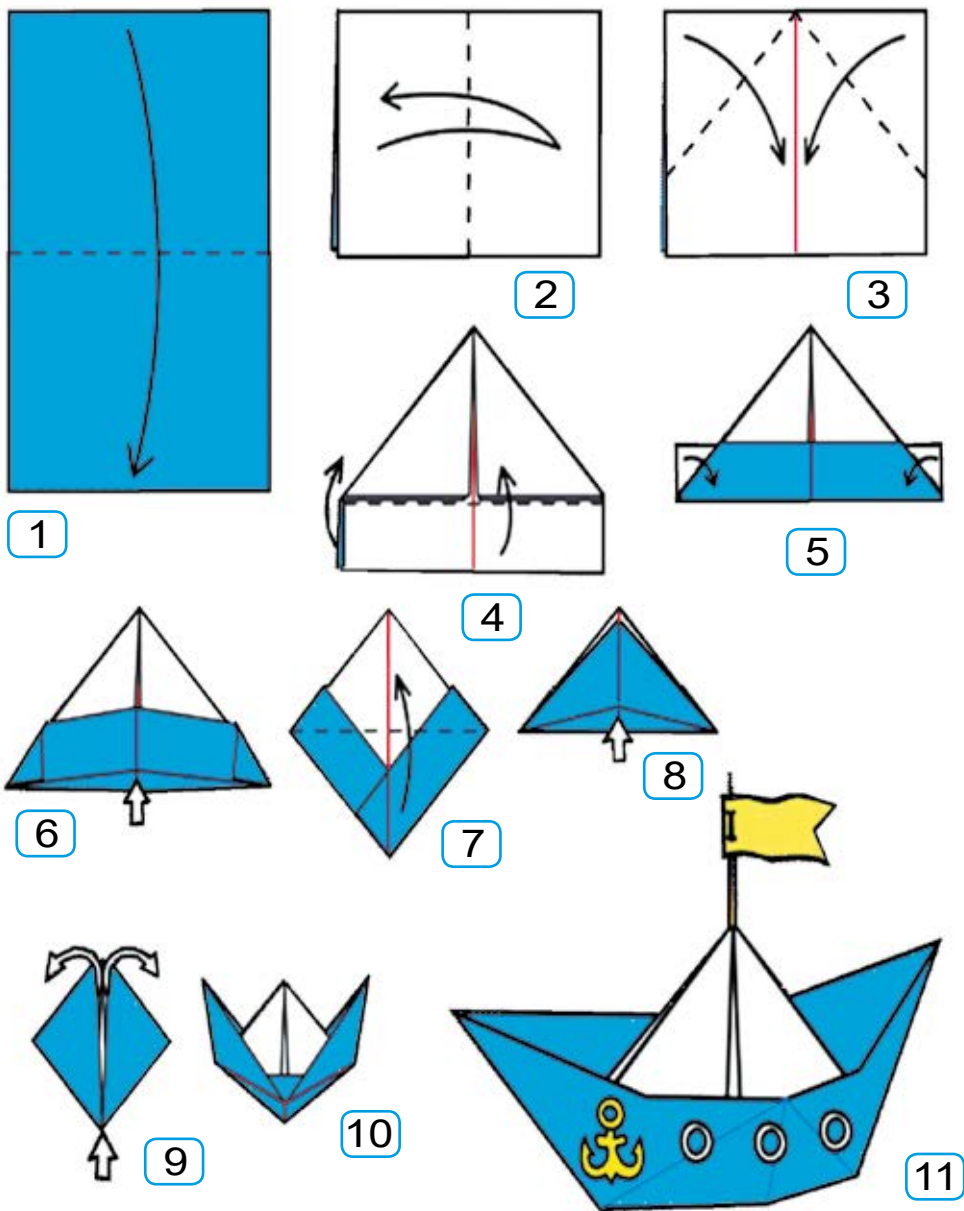


6

# ÝÜZÝÄN MODELLERİŇ MAKETİNİ GURMAK-ÝASAMAK



Ýüzýän modelleri ýasanda goşmaça çeşmelerden peýdalanyň.




Taýýar gaýgy hökman suwda ýüzüşine syn ediň.



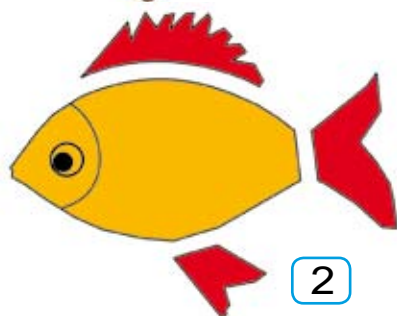
# POROLONDAN WE ÝÜPDEN ÝUMŞAK OÝNAWAÇLAR TAÝÝARLAMAK




Porolonyň böleginden gönüburçlugyň şekilini taýýarlaň. Oňa balygyň şekliniň böleklerini çyzyň we gyrkyp alyň.



1



2



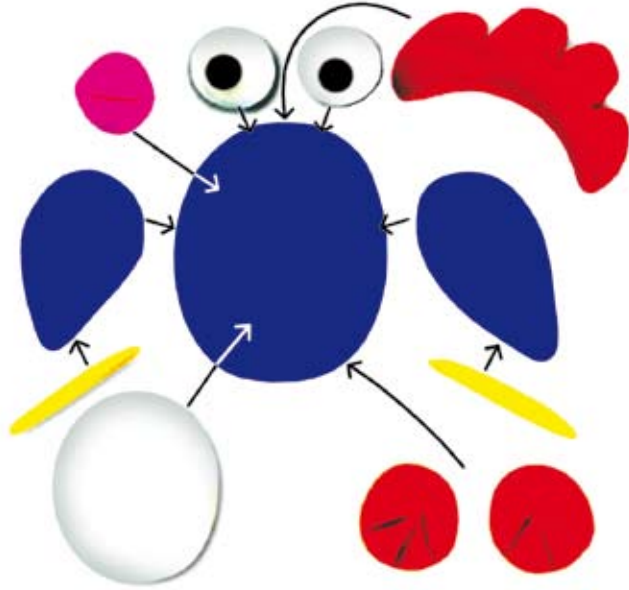
3




Balygyň böleklerini yzygiderlikde ýerleşdirip çykyň.



Özbaşdak ýerine ýetirilýän işler





1



2



3



4



Özbaşdak ýagdaýda başga jandarlary hem ýasajak boluň.




5

## ÝÜPDEN OÝNAWAÇ ÝASAMAK




! Ýüpden dürli oýnawaçlary ýasajak boluň.



# KAGYZY GYRMAK WE EPLEMEK USULYNDÄ GÜLLERİŇ ŞEKILINI ÝASAMAK



Göwrümlü gül şekilini ýasamagy başgan-  
çaklaýyn ýerine ýetiriň.



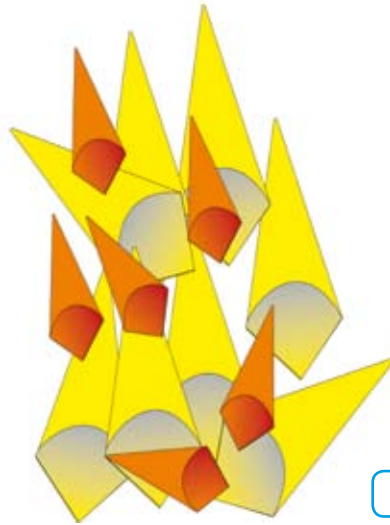
1



2



3



4



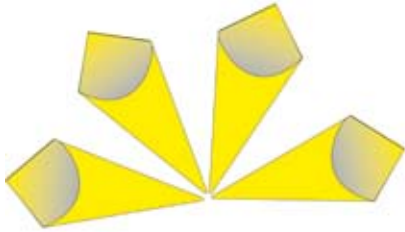
Gaýçydan  
berjaý ediň.

peýdalanmagyň

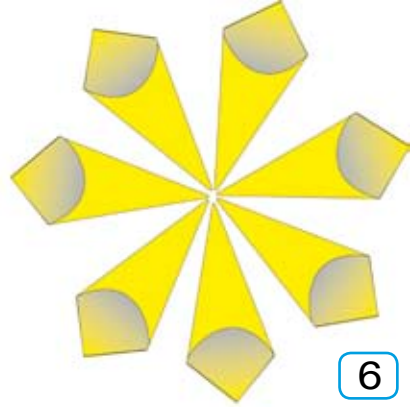
kadalaryny



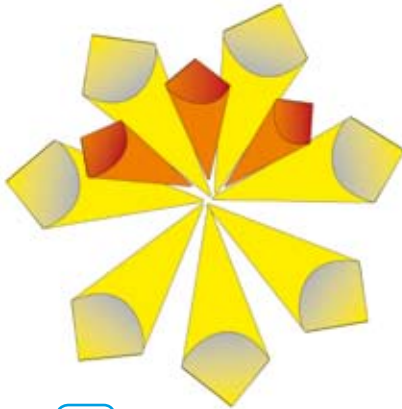
Işı yzygiderlikde ýerine ýetiriň.



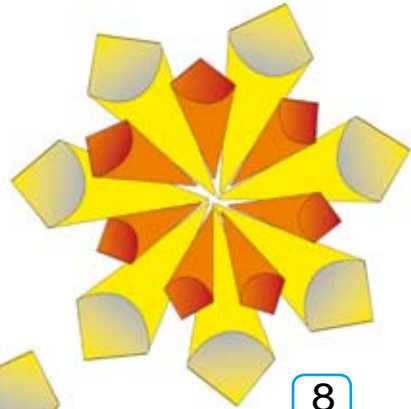
5




6




7



8




9



10



11



12



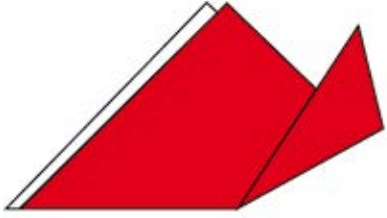
13



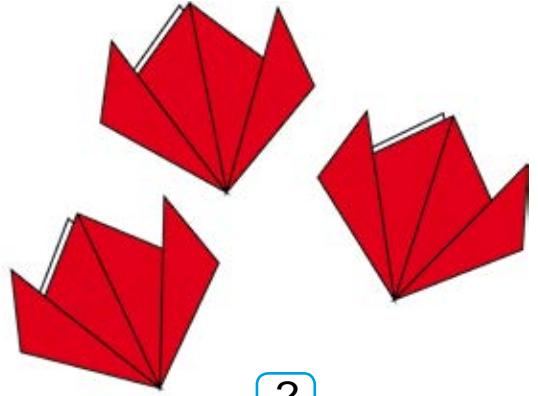
Gül ýetişdirýän käriň eýeleri barada maglumat toplaň we synpdaşlaryňyz bilen ara alyp maslahatlaşyň.




## Özbaşdak işiň nusgalary




1



2



3



4



Çigildem gülüni dürli materiallardan özbaşdak ýasajak boluň.



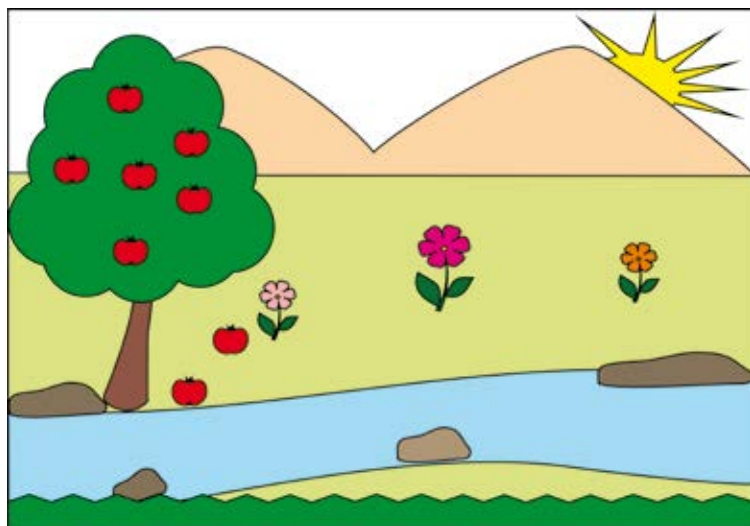
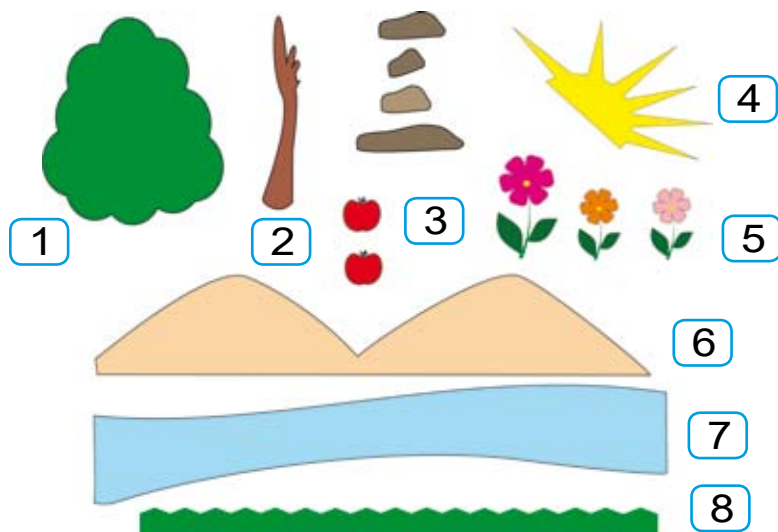
## 4-nji barlag işi

Dürli kagyzlardan kompozisiýa ýasamak



# TOMUS APPLIKASIÝASYNY ÝASAMAK

! Kagyzdan “Tomus” temasyny applikasiýa usulynda taýýarlaň.






## Özbaşdak işiň nusgalary





## Özbaşdak işiň nusgalary



## MAZMUNY

<b>Giriş</b> .....	3
Tehnologiya dersinde yerine yetirilýän işlerden nusgalar.....	4
«Güyz» görnüşini applikasiya usulynda ýasamak .....	5
Kebelegiň şekilini gurmak-ýasamak .....	7
Hereketli oýnawaçlary ýasamak .....	10
Samandan applikasiya usulynda haýwanlaryň, gülleriň, jandarlaryň şekilini ýasamak .....	14
«Erteki gahrymanlaryny» applikasiya usulynda ýasamak .....	17
Pape-maşe usulynda käsetaýýarlamak we bezemek.....	21
Sowgat üçin suwenir ýasamak .....	24
Dürli kagyzlardan girdýandlar we gar bölejigini ýasamak .....	27
Reňkli kagyzdan arça ýasamak .....	30
Gyş görnüşini applikasiya usulynda ýasamak .....	34
Göni tikin tikmek .....	36
Iňne üçin ýassyjak tikmek .....	42
Dürli geometrik şekillerden hereketlenýän modelleri gurmak-ýasamak.....	44
Baharky güller kompozisiyasyny taýýarlamak.....	47
Kagyzy eplemek we gyrkmak usulynda gülleriň şekilini ýasamak.....	48
Baýrama gutlag haty ýasamak .....	50
Nöwruz baýramy üçin bezegler taýýarlamak .....	56

«Güldandaky güller» kompozisiýasyny ýasamak .....	58
Ýüzýän modelleriň maketini gurmak-ýasamak .....	63
Porolondan we ýüpden ýumşak oýnawaçlar taýýarlamak .....	65
Ýüpden oýnawaç ýasamak .....	68
Kagyzy gyrkmak we epmek usulynda gülleriň şeklini ýasamak.....	69
Tomus applikasiýasyny ýasamak .....	74

*O'quv nashri*

Xamrakul SANAKULOV,  
Dilrabo XODIYEVA, Aziza SANAKULOVA

## **TEXNOLOGIYA**

### **Umumiy o'rta ta'lim maktablarining 3-sinfi uchun darslik**

*(Turkman tilida)*

«Sharq» nashriyot-matbaa  
aksiyadorlik kompaniyasi  
Bosh tahririyati  
Toshkent – 2019

Terjime eden Kamiljan Hallyýew  
Redaktor Jumanazar Metýakubow  
Çeper redaktor Talib Kanoatow  
Tehredaktor Rasuljon Nafasow  
Korrektor Jumanazar Metýakubow  
Sahaplayjy Mastura Athamowa

**Neşir lisenziýasy AI № 201, 28.08.2011.**

Çap etmäge 2019-njy ýylyň 18-nji iýunyda rugsat edildi. Möçberi 70x90<sup>1/16</sup>.  
«Arial» garniturasy. Kegli 14 şponly. Ofset çap ediliş usuly. Şertli çap listi 5,0. Neşirýat-  
hasap listi 6,24. 961 nusgada çap edildi. Buýurma № 450.

**«Sharq» neşirýat-çaphana paýdarlar kompaniýasynyň  
çaphanasyny, 100000, Daşkent şäheri,  
«Beyik Turan» köçesi, 41.**

## Kärendesine berlen dersligiň ýagdaýyny görkezýän jedwel

T/n	Okuwçynyň ady, familiýasy	Okuw ýyly	Dersligiň alnandaky ýagdaýy	Synp ýolbaşçysynyň goly	Dersligiň tabşyrylandaky ýagdaýy	Synp ýolbaşçysynyň goly
1						
2						
3						
4						
5						
6						

**Derslik kärendesine berlip, okuw ýylynyň ahýrynda gaýtarylyp alnanda ýokardaky jedwel synp ýolbaşçysy tarapyndan aşakdaky baha bermek ölçeglerine esaslanýlyp doldurylýar:**

Täze	Dersligiň birinji gezek peýdalanmaga berlendäki ýagdaýy.
Ýagşy	Sahaby бүтін, dersligiň esasy böleginden aýrylmadyr. Ähli sahypalary bar, ýyrtylmadyk, goparylmadyk, sahypalarynda ýazgylar we çzyklar ýok.
Kanagatlanarly	Kitabyň daşy ýenjilen, ep-esli çzyylan, gyalary gädilen, dersligiň esasy böleginden aýrylan ýerleri bar, peýdalanyjy tarapyndan kanagatlanarly abatlanan. Goparylan sahypalary täzedan ýelmenen, käbir sahypalary çzyylan.
Kanagatlanarsyz	Kitabyň daşy çzyylan ýyrtylan, esasy böleginden aýrylan ýa-da бүтінleý ýok, kanagatlanarsyz abatlanan. Sahypalary ýyrtylan, sahypalary ýetişmeýär, çzylyp taşlanan. Dersligi dikeldip bolmaýar.



*O'quv nashri*

Xamrakul SANAKULOV,  
Dilrabo XODIYEVA, Aziza SANAKULOVA

## **TEXNOLOGIYA**

**Umumiy o'rta ta'lim maktablarining  
3-sinfi uchun darslik**

*(Turkman tilida)*

«Sharq» nashriyot-matbaa  
aksiyadorlik kompaniyasi  
Bosh tahririyati  
Toshkent – 2019

Terjime eden Kamiljan Hallyýew  
Redaktor Jumanazar Metýakubow  
Çeper redaktor Talib Kanoatow  
Tehredaktor Rasuljon Nafasow  
Korrektor Jumanazar Metýakubow  
Sahaplayjy Mastura Athamowa

**Neşir lisenziýasy AI № 201, 28.08.2011.**

Çap etmäge 2019-njy ýylyň 18-nji iýunyda rugsat edildi. Möçberi 70x90  $\frac{1}{16}$ ,  
«Arial» garniturasy. Kegli 14 şponly. Ofset çap ediliş usuly. Şertli çap listi 5,0. Neşirýat-  
hasap listi 6,24. 134 nusgada çap edildi. Buýurma № 450-A.

**«Sharq» neşirýat-çaphana paýdarlar kompaniýasynyň  
çaphanasy, 100000, Daşkent şäheri,  
«Beýik Turan» köçesi, 41.**